



Our Commitments



- Honor your time
- Provide you with all the information you need
- Adjust our plans based on your needs and feedback
- Make this process fully transparent to the public
- Be a resource to the Committee



Our Asks



- Be present
- Enter each conversation with an open mind
- Represent yourself and your community, but work for the entire District
- Respect those that have differing opinions and seek first to understand
- Share the process with the community
- Trust yourself and this team
- Be kind



Meetings



Dates	Tentative Topics
Thursday, February 2	Overview; Purpose & Process; School Finance 101; Defining Consensus
Wednesday, February 8	PASA & Growth; Marketplace & Construction Costs; Financial Capacity
Wednesday, February 22	New Construction; Land; Capacity Additions; Survey Results
Thursday, March 2	Major Renovations; Master Plans; Gyms & Playgrounds
Thursday, March 9	Safety & Security; Transportation
Thursday, March 23	Infrastructure (including technology needs)
Thursday, March 30	Review; Package Building/Consensus
Tuesday, April 11	Review Consensus Items; Group Rotations: Athletics, CTE, Technology Devices
Tuesday, April 25	Financial Update; Misc. Topics
Thursday, May 11	Package Building; Community Information; Gathering Feedback; Materials
Monday, July 17	Review Community Feedback; Elect Spokesperson



School Tours

04/13/2023 Thursday	Grand Oaks High School 4800 Riley Fuzzel Rd Spring, TX 77386	✓	11:00am- 11:30am
04/14/2023 Friday	Grand Oaks High School 4800 Riley Fuzzel Rd Spring, TX 77386	✓	12:00pm- 12:30pm
04/18/2023 Tuesday	Creighton Elementary 12089 FM 1485 Conroe, TX 77306	✓	8:30am- 9:00am
			10:30am- 11:00am
	Knox Junior High 12104 Sawmill Rd Spring, TX 77380	✓	10:30am- 11:00am
04/20/2023 Thursday	San Jacinto Elementary 17601 FM1314 Conroe, TX 77302	✓	11:00am- 11:30am
			9:00am- 9:30am
04/21/2023 Friday	Ford Elementary 25460 Richards Rd Spring, TX 77386	✓	10:30am- 11:00am
	Caney Creek High School 13470 FM 1485 Conroe, TX 77306	✓	12:00pm- 12:30pm
04/28/2023 Friday	Ford Elementary 25460 Richards Rd Spring, TX 77386	✓	12:30pm- 1:00pm
			10:30am- 11:00am
05/01/2023 Monday	The Woodlands High School 6101 Research Forest Dr The Woodlands, TX 77381	✓	12:30pm- 1:00pm
05/10/2023 Wednesday	Conroe High School Baseball Field 713-897 Longmire Rd Conroe, TX 77304	✓	4:00pm- 5:00pm

BPC Chats

BPC members are invited to join Zoom chats on the following dates. The purpose is to allow more opportunities for questions and conversation. A variety of District resource personnel will be available at these times.

- ✓ Monday, March 6 @ 4:30 PM
- ✓ Wednesday, March 22 @ 1 PM
- ✓ Friday, April 14 @ 10 AM
- ✓ Thursday, April 27 @ 3 PM
- ✓ Wednesday, May 10 @ 12 PM



Agenda



Thursday • May 11, 2023

Welcome	Dr. Curtis Null <i>Superintendent</i>
Review	Dr. Curtis Null
Current Package Discussion	All
Google Drive Tour	Mrs. Sarah Blakelock <i>Communications Director</i>
Questions & Closing Remarks	Dr. Curtis Null

Purpose



The purpose of the Bond Planning Committee is to study the facility and capital needs of the District and make recommendations for a future bond program.

Purpose



Determine if a bond referendum is needed.



Develop a package that meets our needs and can be supported by the Board of Trustees and ultimately the voters in Conroe ISD.

The Committee

148 stakeholders/voting members

- 148 individuals
- 32 business owners
- 56 Conroe ISD employees
- 41 parents of PreK-4
- 31 parents of 5-6
- 29 parents of 7-8
- 52 parents of 9-12
- 5 students
- 15 group/org. representatives
- 32 Board appointees
- By feeder:
 - Caney Creek: 18
 - College Park: 32
 - Conroe: 38
 - Grand Oaks: 36
 - Oak Ridge: 24
 - The Woodlands: 30

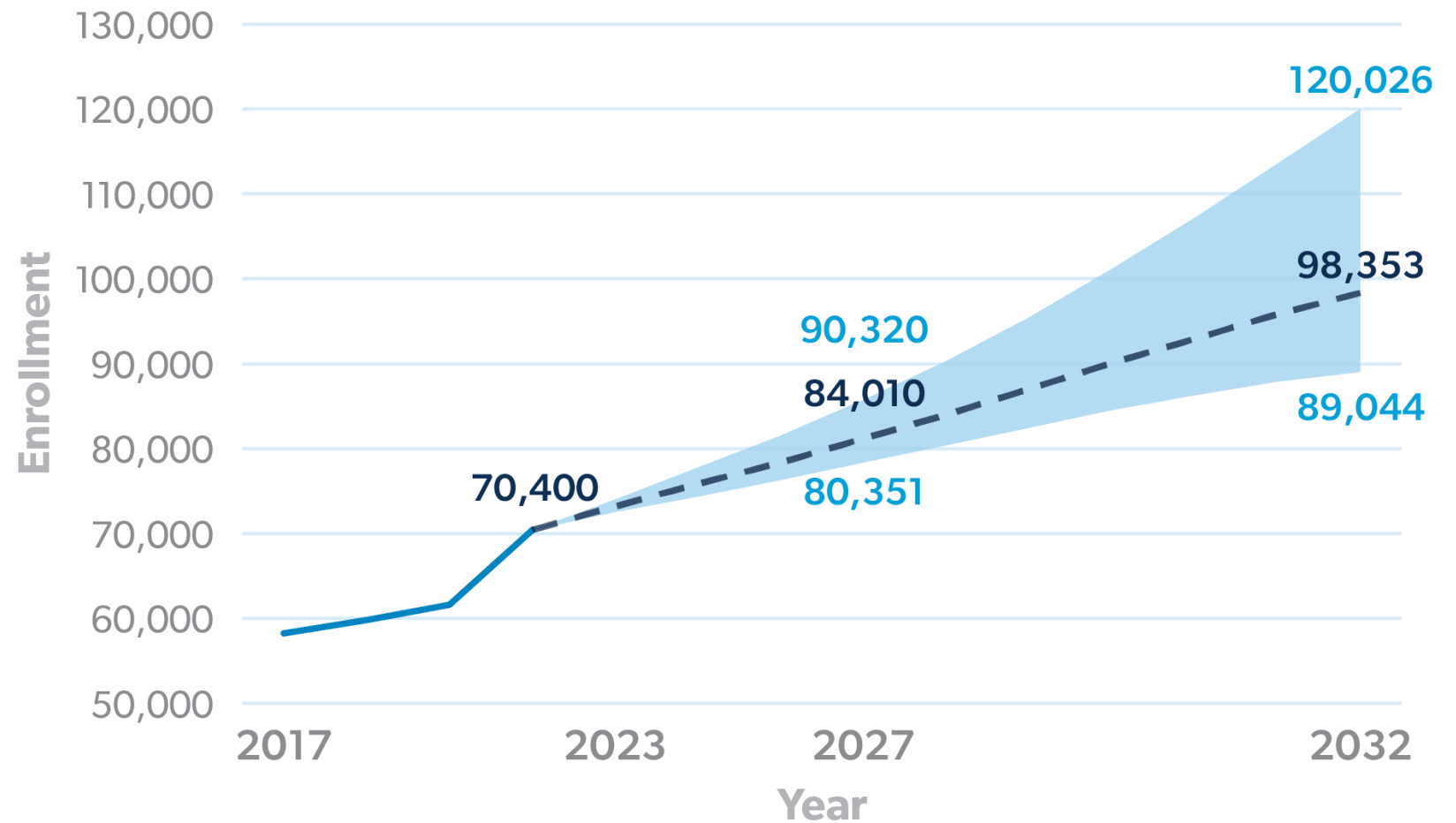


Process



- STEP 1: Assess facilities and capital needs
- STEP 2: Study demographics and growth projections
- STEP 3: Develop bond proposal with diverse group of stakeholders from across the District
- STEP 4: Communicate bond proposal and receive community feedback
- STEP 5: Review community feedback and put together final proposal to present to the Board of Trustees for consideration

Three Scenarios of Growth



Low/High Range

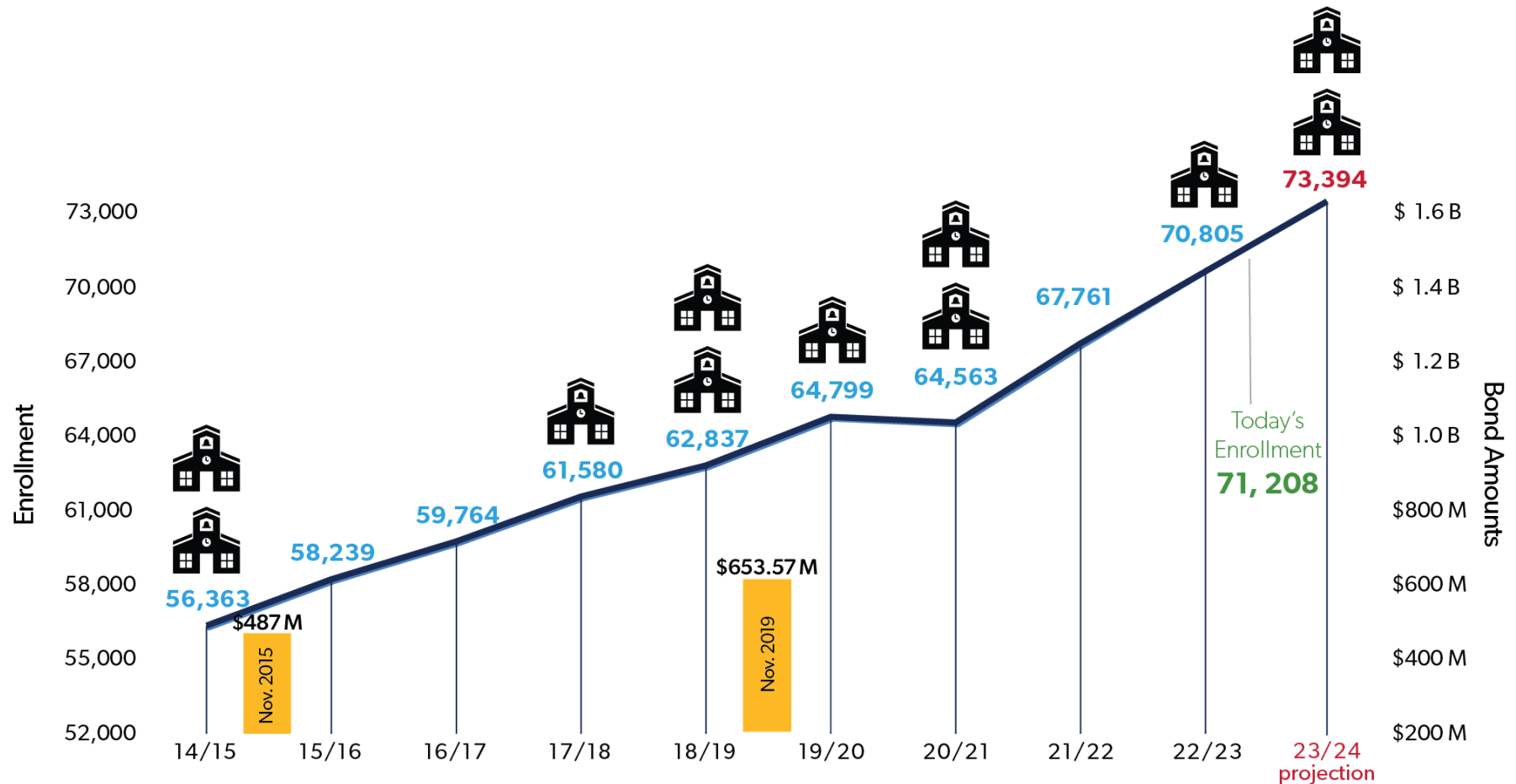


Actual



Projected

Growth Trends

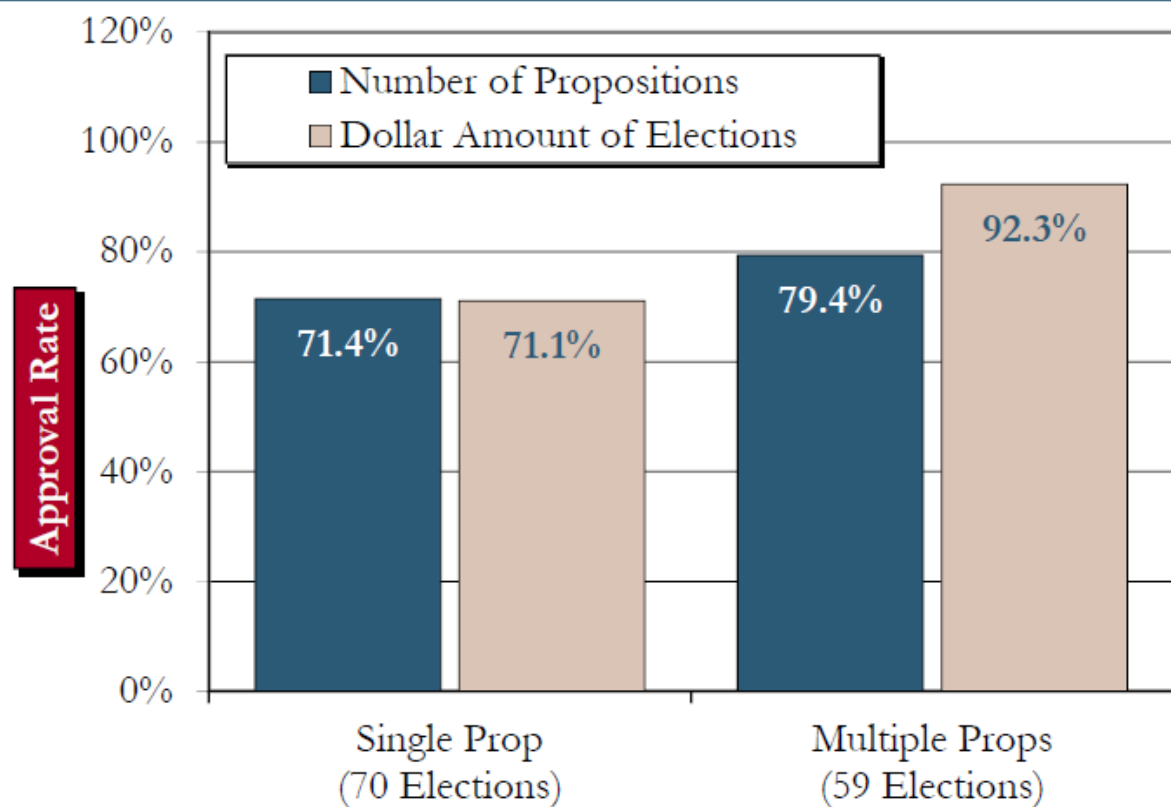


Texas Public School Districts – Bond Election Results for May 6, 2023

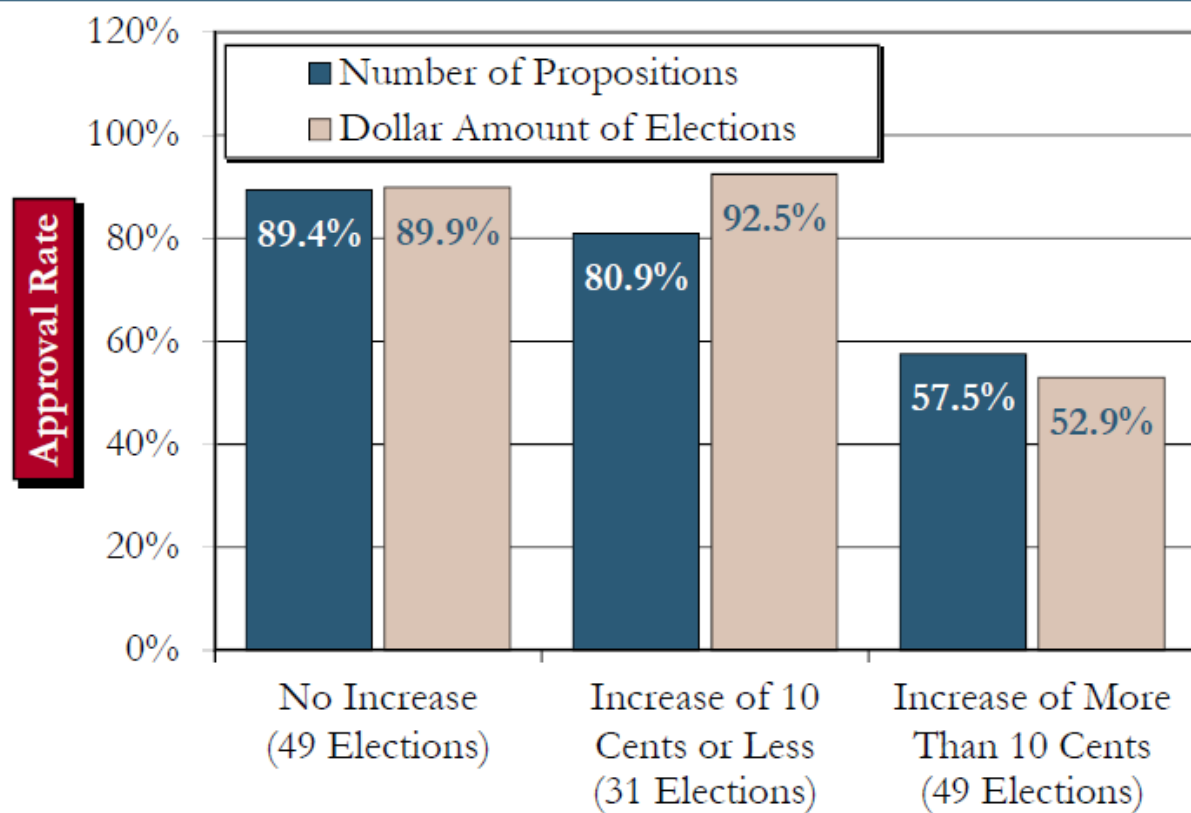


Summary – Texas Public School Districts – May 6, 2023 Unofficial Bond Election Results	
Unofficial Results by Number of Propositions	Unofficial Results by Dollar Amount of Elections
<div><div><div>54 Propositions 23.0%</div><div>181 Propositions 77.0%</div></div><div><div>Approved</div><div>Failed</div></div></div>	<div><div><div>\$3,287,388,418 13.2%</div><div>\$21,613,694,741 86.8%</div></div><div><div>Approved</div><div>Failed</div></div></div>

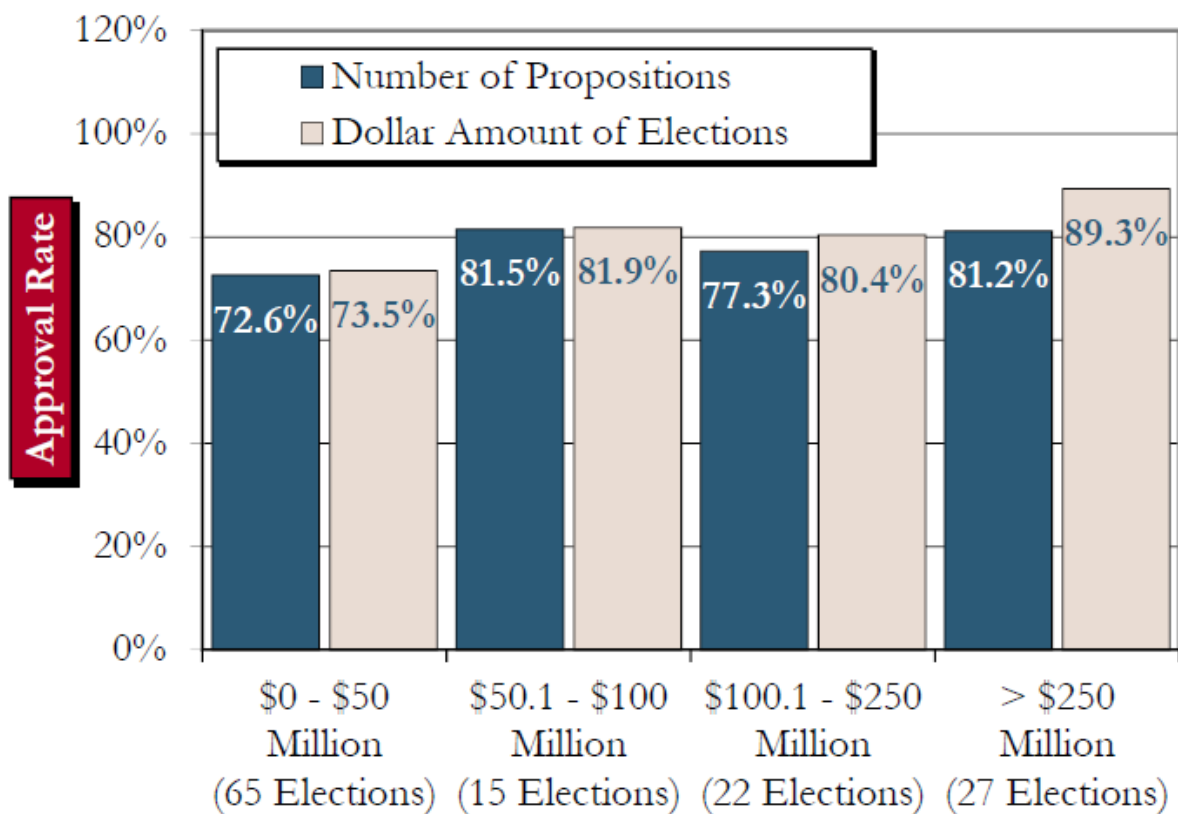
Single Proposition vs. Multiple Proposition



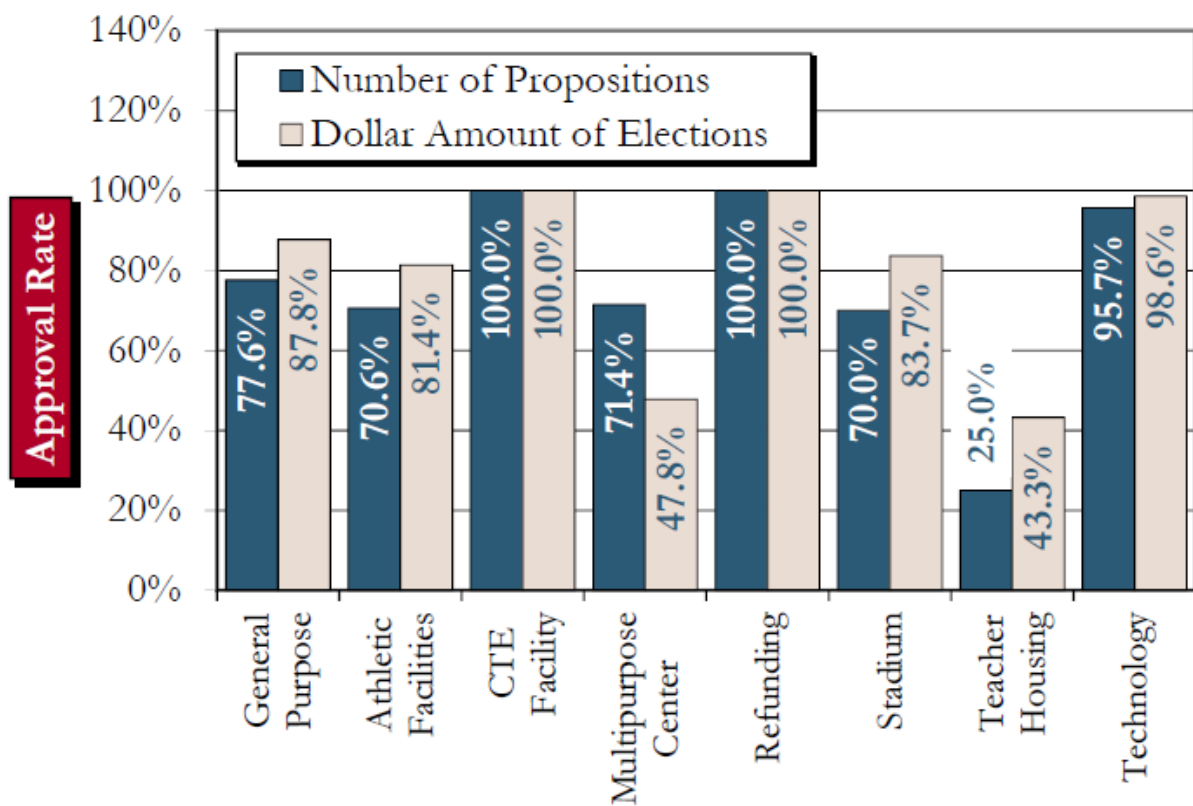
Interest and Sinking Fund Tax Rate Increase



Unofficial Results by Election Size (\$ Millions)



Unofficial Results by Category



Texas Public School Districts –
Bond Election Results for May 6, 2023



Texas Public School District Bond Elections – Unofficial Results – May 6, 2023							
No.	School District	Election Amount	Amount Approved	Amount Failed	Unofficial Votes For	Unofficial Votes Against	Projected I&S Tax Rate Increase
1	Alamo Heights ISD						
	Prop A - School Building	\$ 344,000,000	\$ 344,000,000	\$ ---	3,744	1,690	\$ 0.088800
	Prop B - Athletic Facilities	17,300,000	17,300,000	---	3,163	2,249	0.003860
	Prop C - Technology	9,700,000	9,700,000	---	3,650	1,779	0.005500
2	Aledo ISD	123,800,000	123,800,000	---	2,636	2,040	0.025000
3	Anderson-Shiro CISD	44,500,000	---	44,500,000	195	263	0.272025
4	Andrews ISD						
	Prop A - School Building	108,820,000	108,820,000	---	874	345	0.041700
	Prop B - Athletic Facilities	35,835,000	35,835,000	---	686	530	0.013700
	Prop C - Stadium	12,075,000	12,075,000	---	679	545	0.004600
5	Bandera ISD	79,491,416	---	79,491,416	707	966	0.130700
6	Bastrop ISD	321,500,000	321,500,000	---	1,847	1,570	0.000000
7	Bells ISD						
	Prop A - School Building	24,755,000	24,755,000	---	443	292	0.063200
	Prop B - Athletic Facilities	900,000	900,000	---	391	346	0.002300
8	Belville ISD	49,500,000	---	49,500,000	630	693	0.010000
9	Bonham ISD	64,400,000	64,400,000	---	879	876	0.000000
10	Bosqueville ISD	18,800,000	18,800,000	---	168	115	0.281100
11	Bridgeport ISD	185,000,000	---	185,000,000	553	720	0.293300
12	Broadus ISD	13,500,000	13,500,000	---	269	231	0.207500
13	Brook ISD						
	Prop A - School Building	49,800,000	49,800,000	---	951	580	0.035500
	Prop B - Multipurpose Center	18,500,000	18,500,000	---	866	665	0.013200
	Prop C - Athletic Facilities	700,000	700,000	---	851	681	0.000500
14	Brookersmith ISD	1,500,000	---	1,500,000	67	90	0.000000
15	Brooks County ISD	2,200,000	---	2,200,000	235	664	0.038350
16	Brownwood ISD						
	Prop A - Athletic Facilities	27,650,000	27,650,000	---	902	684	0.045500
	Prop B - Stadium	16,300,000	16,300,000	---	848	737	0.026800
	Prop C - Multipurpose Center	16,000,000	16,000,000	---	850	736	0.026300
17	Caddo Mills ISD						
	Prop A - School Building	240,000,000	240,000,000	---	875	385	0.000000
	Prop B - Stadium	50,000,000	50,000,000	---	811	445	0.000000
18	Calallen ISD						
	Prop A - School Building	55,182,000	55,182,000	---	298	228	0.032600
	Prop B - Athletic Facilities	12,573,000	---	12,573,000	255	271	0.007400
19	Campbell ISD	10,300,000	---	10,300,000	56	221	0.351545
20	Carrollton-Farmers Branch ISD	716,440,000	716,440,000	---	6,120	3,385	0.000000
21	Carthage ISD						
	Prop A - School Building	23,500,000	23,500,000	---	600	95	0.000000
	Prop B - Baseball/Softball Complex	13,500,000	13,500,000	---	596	98	0.000000
	Prop C - Technology	2,250,000	2,250,000	---	608	87	0.000000
22	Cayuga ISD	20,600,000	---	20,600,000	110	227	0.338000
23	Cedar Hill ISD	208,000,000	---	208,000,000	2,004	2,066	0.000000
24	Centerville ISD [Leon County]	25,000,000	25,000,000	---	342	142	0.150000
25	Chapel Hill ISD [Smith County]						
	Prop A - School Building	94,840,000	94,840,000	---	1,009	782	0.256600
	Prop B - Multipurpose Center	13,595,000	13,595,000	---	954	828	0.010000
	Prop C - School Building	5,485,000	5,485,000	---	983	799	0.004000
26	Chapel Hill ISD [Titus County]	8,100,000	8,100,000	---	207	171	0.100000
27	Chester ISD	5,315,000	5,315,000	---	159	137	0.300000
28	Chilton ISD	14,000,000	14,000,000	---	146	82	0.296100
29	Chisum ISD	50,000,000	50,000,000	---	315	230	0.270000
30	Coahoma ISD						
	Prop A - School Building	7,765,000	7,765,000	---	228	97	0.000000
	Prop B - Multipurpose Facility	4,500,000	4,500,000	---	196	131	0.000000

Distribution of this report is intended for informational purposes. Information contained herein has been obtained from sources believed to be reliable, but not guaranteed. The opinions expressed herein reflect the judgment of the author as of the date prepared and are subject to change without notice and are not a complete analysis of any issuer, industry or security. Securities, insurance and advisory services offered through BOK Financial Securities, Inc., member FDIC/SIPC and an SEC registered investment advisor. Securities may be offered under one or more names. BOK Financial Securities, Inc. and its subsidiaries are NOT FDIC INSURED | NO BANK GUARANTEE | MAY LOSE VALUE


Texas Public School Districts –
Bond Election Results for May 6, 2023




Texas Public School District Bond Elections – Unofficial Results – May 6, 2023							
No.	School District	Election Amount	Amount Approved	Amount Failed	Unofficial Votes For	Unofficial Votes Against	Projected I&S Tax Rate Increase
31	Comal ISD						
	Prop A - School Building	\$ 560,564,863	\$ 560,564,863	\$ ---	6,637	6,093	\$ 0.000000
	Prop B - Stadium	46,094,984	---	46,094,984	5,194	7,518	0.000000
	Prop C - Technology	28,000,000	28,000,000	---	6,715	5,983	0.000000
32	Coppell ISD						
	Prop A - School Building	269,584,000	269,584,000	---	3,981	2,192	0.044450
	Prop B - Technology	39,472,000	39,472,000	---	3,983	2,194	0.024900
	Prop C - Athletic Facilities	2,931,000	2,931,000	---	3,240	2,935	0.001200
	Prop D - Athletic Facilities	9,524,000	9,524,000	---	3,373	2,808	0.003880
33	Conilla ISD	5,000,000	5,000,000	---	519	382	0.041270
34	Coupland ISD	56,000,000	56,000,000	---	131	95	0.404892
35	Crane ISD	68,000,000	68,000,000	---	228	94	0.265000
36	Crowley ISD						
	Prop A - School Building	948,240,217	948,240,217	---	2,845	2,484	0.000000
	Prop B - Athletic Facilities	95,406,485	95,406,485	---	2,776	2,539	0.000000
	Prop C - Performing Arts Center	128,825,820	---	128,825,820	2,575	2,726	0.000000
37	Dalhart ISD	50,000,000	50,000,000	---	520	398	0.208500
38	Decatur ISD						0.266300
	Prop A - School Building	325,020,000	---	325,020,000	788	1,792	
	Prop B - Technology	6,196,000	---	6,196,000	1,150	1,426	
39	Denison ISD	132,000,000	132,000,000	---	1,410	931	0.085800
40	Denton ISD						
	Prop A - School Building	1,299,327,930	1,299,327,930	---	11,394	6,808	0.000000
	Prop B - Technology	119,153,998	119,153,998	---	11,326	6,847	0.000000
	Prop C - Athletic Facilities	5,273,453	---	5,273,453	8,218	9,890	0.000000
41	Derrin ISD						0.180745
	Prop A - School Building	31,000,000	---	31,000,000	362	401	
	Prop B - Tennis Courts	1,200,000	---	1,200,000	294	466	
42	Dickinson ISD	120,000,000	120,000,000	---	1,736	1,028	0.000000
43	Donna ISD	120,000,000	120,000,000	---	569	497	0.069000
44	Dripping Springs ISD	223,700,000	223,700,000	---	4,742	2,655	0.000000
45	Eanes ISD						
	Prop A - School Building	117,773,000	117,773,000	---	4,243	1,280	0.000000
	Prop B - Stadium Improvements	2,411,000	2,411,000	---	3,541	1,964	0.000000
	Prop C - Technology	11,245,000	11,245,000	---	4,091	1,417	0.000000
46	Edgewood ISD [Van Zandt County]	39,000,000	39,000,000	---	500	303	0.310000
47	Eula ISD	24,000,000	24,000,000	---	114	59	0.200000
48	Fort Bend ISD						
	Prop A - School Building	1,180,830,000	1,180,830,000	---	12,398	6,484	0.010000
	Prop B - Technology	52,470,000	52,470,000	---	12,560	6,292	0.000000
	Prop C - Natatorium	22,900,000	22,900,000	---	10,663	8,154	0.000000
49	Franklin ISD						
	Prop A - School Building	28,200,000	28,200,000	---	337	90	0.000000
	Prop B - Technology	300,000	300,000	---	338	79	0.000000
50	Garland ISD						
	Prop A - School Building	1,103,130,000	1,103,130,000	---	8,950	5,017	0.057000
	Prop B - Multipurpose Centers	135,910,000	135,910,000	---	8,200	5,751	0.007000
	Prop C - Technology	40,605,000	40,605,000	---	8,880	5,082	0.002100
51	Garner ISD						0.295000
	Prop A - School Building	15,400,000	---	15,400,000	113	208	
	Prop B - Land	3,000,000	---	3,000,000	109	212	
52	Glen Rose ISD	31,000,000	31,000,000	---	830	300	0.000000
53	Godley ISD	889,000,000	---	889,000,000	487	1,080	0.000000
54	Goliad ISD	75,000,000	75,000,000	---	634	497	0.345000
55	Graham ISD	49,400,000	---	49,400,000	334	689	0.144400
56	Gregory-Portland ISD	175,800,000	175,800,000	---	1,357	735	0.000000
57	Hart Bluff ISD	18,900,000	---	18,900,000	85	277	0.350000

Distribution of this report is intended for informational purposes. Information contained herein has been obtained from sources believed to be reliable, but not guaranteed. The opinions expressed herein reflect the judgment of the author as of the date prepared and are subject to change without notice and are not a complete analysis of any issuer, industry or security. Securities, insurance and advisory services offered through BOK Financial Securities, Inc., member FDIC/SIPC and an SEC registered investment advisor. Securities may be offered under one or more names. BOK Financial Securities, Inc. and its subsidiaries are NOT FDIC INSURED | NO BANK GUARANTEE | MAY LOSE VALUE

Area Comparisons Per Capita

District	Date	Total Ask	Student Enrollment <i>based on 21-22 TAPR</i>	\$ Per Student	Comparative Amount	Tax Rate
Splendora ISD	Nov 2022	\$225,000,000	4,384	\$51,323	\$3,766,799,726	\$1.3881
Willis ISD	May 2022	\$225,000,000	8,432	\$26,684	\$1,958,449,953	\$1.1546
Montgomery ISD	May 2022	\$326,907,090	9,343	\$34,990	\$2,568,020,867	\$1.2289
Magnolia ISD	Nov 2022	\$232,000,000	13,658	\$16,986	\$1,246,698,492	\$1.1472
New Caney	May 2023	\$695,000,000	17,116	\$40,605	\$2,980,184,038	\$1.4430
Spring ISD	Nov 2022	\$850,000,000	33,425	\$25,430	\$1,866,414,361	\$1.2546
Lamar CISD	Nov 2022	\$1,716,506,501	39,579	\$43,369	\$3,183,033,380	\$1.2420
Humble ISD	May 2022	\$775,000,000	48,112	\$16,108	\$1,182,248,711	\$1.2929
Klein ISD	May 2022	\$1,101,865,000	53,294	\$20,675	\$1,517,436,856	\$1.2300
 Conroe ISD	Nov 2023 <i>anticipated</i>	\$1,985,377,000 <i>potential maximum total</i>	73,394 <i>projected 23-24</i>	\$27,051	\$1,985,377,000 <i>potential maximum total</i>	\$1.1146

Area Comparisons Per Capita

District	Date	Total Ask	Student Enrollment (based on 21-22 TAPR)	\$ Per Student	Comparative Amount (23-24 Conroe ISD projected enrollment 73,394)	Tax Rate
 Conroe ISD	<i>Anticipated</i> Nov 2023	<i>Potential maximum total</i> \$1,985,377,000	<i>Projected 2023-24</i> 73,394	\$27,051	<i>Potential maximum total</i> \$1,985,377,000	\$1.1146
Magnolia ISD	Nov 2022	\$232,000,000	13,658	\$16,986	\$1,246,698,492	\$1.1472
Montgomery ISD	May 2022	\$326,907,090	9,343	\$34,990	\$2,568,020,867	\$1.2289
New Caney	May 2023	\$695,000,000	17,116	\$40,605	\$2,980,184,038	\$1.4430
Splendora ISD	Nov 2022	\$225,000,000	4,384	\$51,323	\$3,766,799,726	\$1.3881
Willis ISD	May 2022	\$225,000,000	8,432	\$26,684	\$1,958,449,953	\$1.1546



DRAFT Bond Propositions

DRAFT Prop	Project			Package Items
A	New Schools			\$1,061,430,000
	Conroe Area High School • 3,800 Seats	Grand Oaks 7-8, 9 th Grade Campus • 2,200 Seats	Conroe Area Intermediate • 950 Seats	
	Caney Creek 9 th Grade Campus • 1,600 Seats	The Woodlands Feeder Elementary • 950 Seats	Grand Oaks Elementary • 950 Seats	
	Conroe Area Junior High • 1,600 Seats	242 Corridor Elementary • 950 Seats		
	Total Seats Added: 13,000			
A	Additions			\$90,470,000
	McCullough Junior High • 500 Seats	Hailey Elementary • 100 Seats	Ford Elementary • 100 Seats	
	Total Seats Added: 700			
A	Major Renovations			\$132,322,000
	The Woodlands High School • 3,200 Seats	Oak Ridge HS 9 th Grade Campus • 1,250 Seats	Creighton Elementary • 650 Seats	
	Knox Junior High • 1,350 Seats	San Jacinto Elementary • 725 Seats		
	Total Seats Impacted: 7,175			
A	Master Plans			\$95,799,000
	Oak Ridge High School Phase II • 2,200 Seats	Washington High School • 400 Seats		
	Total Seats Impacted: 2,600			
A	Infrastructure			\$235,079,000
A	Safety (additional safety items included in other projects)			\$35,000,000
A	Land			\$50,000,000
A	Transportation (buses & centers)			\$22,000,000
A	Technology Infrastructure			\$70,000,000
B	Technology Devices			\$40,000,000
C	CTE - Ag Barns			\$17,000,000
C	Elementary Gym/PE Classroom Options			~ \$95,877,000
	<i>Option 1: 8 gyms/PE classrooms</i>	<i>Option 2: 16 gyms/PE classrooms</i>		
D	Athletics Options			~ \$40,400,000
	<i>Pool Option 1: 50m outdoor pool next to current Natatorium with locker room/restroom expansion and open air structure to cover pool & current Natatorium refurbishment</i>	<i>Pool Option 2: 25 yard indoor, practice pool at new Conroe area high school & current Natatorium refurbishment</i>	<i>Artificial Playing Surfaces Option: artificial turf for baseball & softball at Conroe, Caney Creek, College Park, Oak Ridge, and The Woodlands High Schools</i>	
Potential Maximum Total ~ \$1,985,377,000				

Tax Rate Impact

Average Taxable Value (Tax Year 2022)	\$ 308,523
---------------------------------------	------------

	Monthly	Annually
2.00¢ Increase	\$ 5.14	\$ 61.68
2.25¢ Increase	\$ 5.78	\$ 69.36



Tax Rate Scenarios – With 2¢ Bond Increase

	Current Law	House Version	Senate Version
Current Rate 22-23	\$ 1.1146	\$ 1.1146	\$ 1.1146
Projected Rate	\$ 1.0797	\$ 0.9196	\$ 1.0097
Decrease	(3.49¢)	(19.50¢)	(10.49¢)
Annual Savings	\$108	\$602	\$292
Average Taxable Value	\$ 308,523	\$ 308,523	\$ 278,523*

Rates presented above are based on best case scenario and are subject to change as bills progress through the legislative process.

** Proposed increase in Homestead Exemption from \$40,000 to \$70,000*



