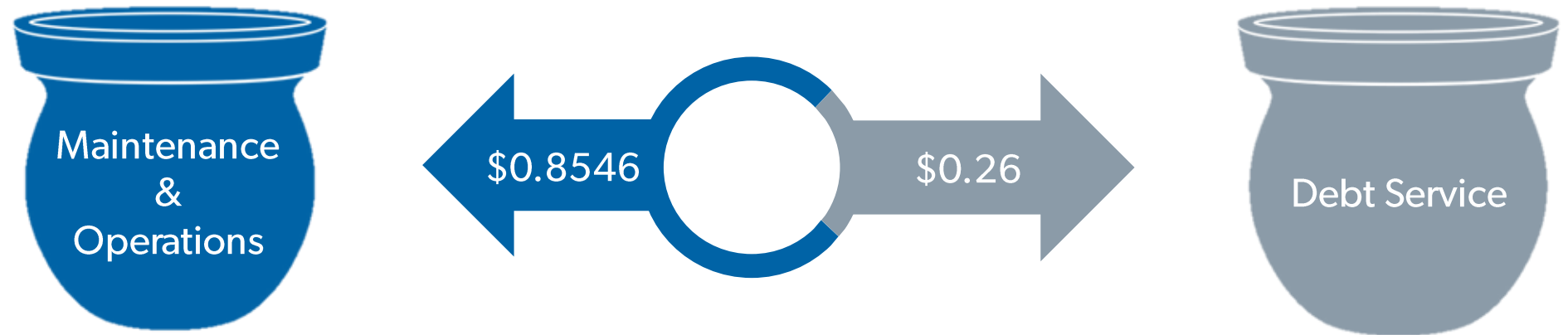




Public School Finance -Taxes

APRIL 25, 2023

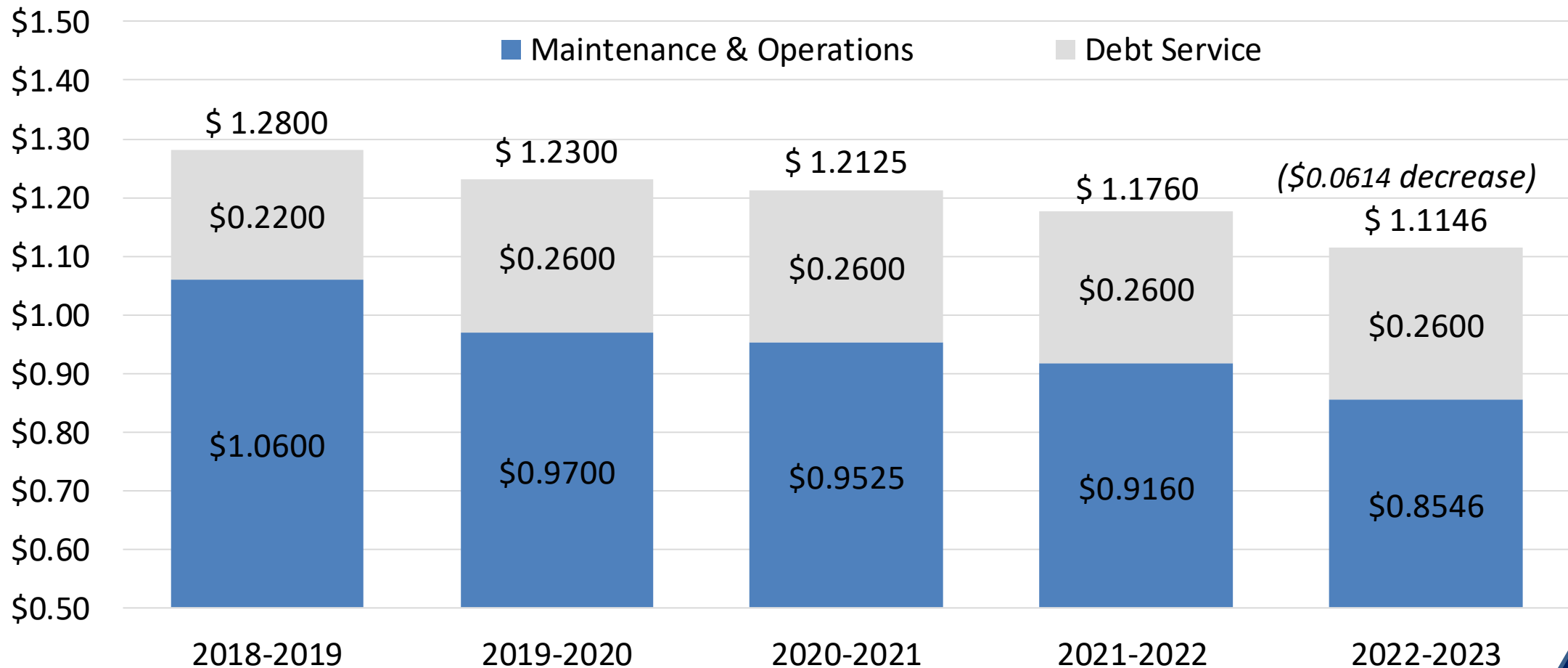
Tax Rate Components @ \$1.1146



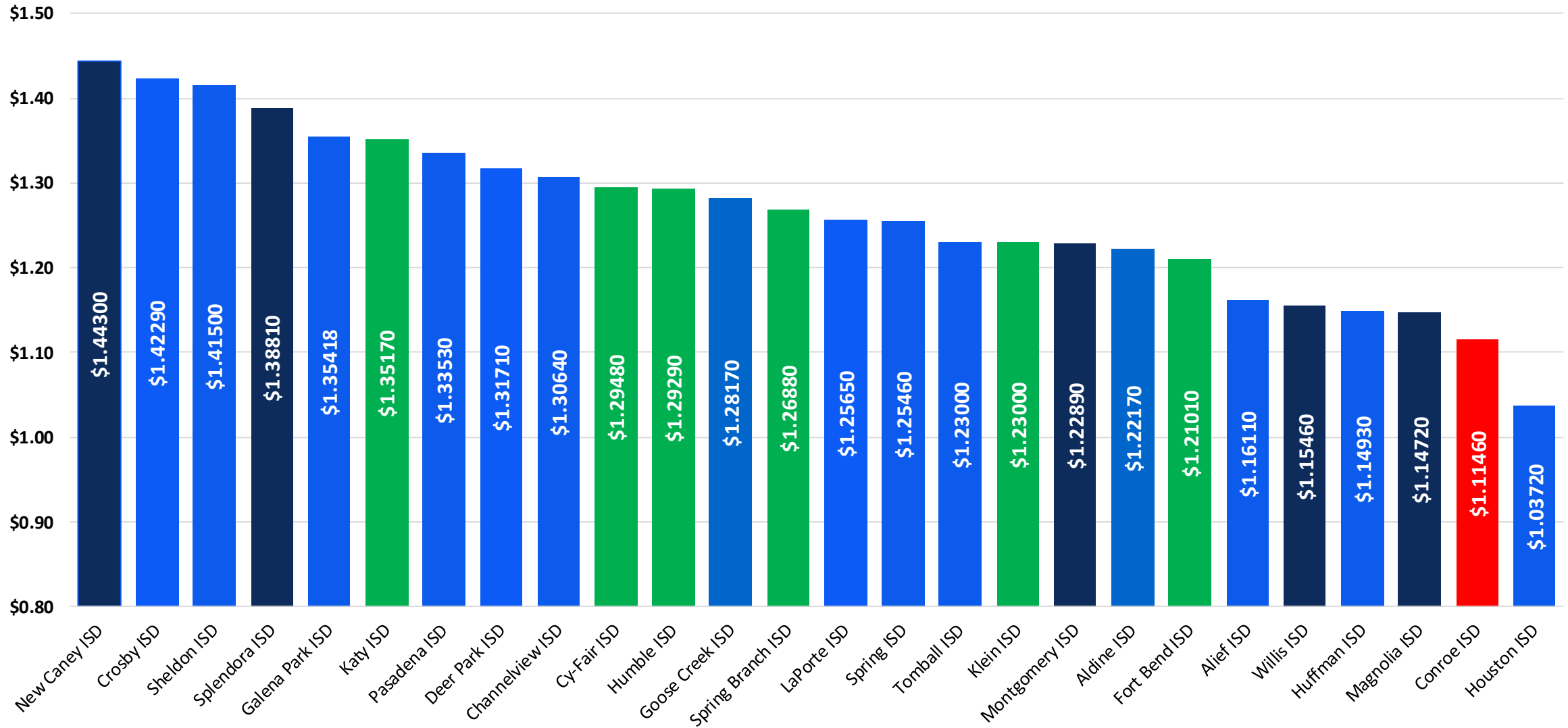
The maintenance & operations portion of the tax rate is used to fund the day-to-day operations of the district.
(Salaries, benefits, supplies, utilities, fuel etc.)

The debt service or I&S portion of the tax rate provides funding for principal and interest payments on debt the district issues to finance the building of new facilities and other capital expenditures.

Tax Rate History



2022-2023 Houston Area Tax Rates



Tax Rate Impact

Average Taxable Value (Tax Year 2022)	\$ 308,523
--	-------------------

	Monthly	Annually
1.75 ¢ Increase	\$ 4.50	\$ 54.00
2.00 ¢ Increase	\$ 5.14	\$ 61.68
2.25 ¢ Increase	\$ 5.78	\$ 69.36



Tax Rate Scenarios – With 2¢ Bond Increase

	Current Law	House Version	Senate Version
Current Rate 22-23	\$ 1.1146	\$ 1.1146	\$ 1.1146
Projected Rate	\$ 1.0797	\$ 0.9196	\$ 1.0097
Decrease	(3.49¢)	(19.50¢)	(10.49¢)
Annual Savings	\$108	\$602	\$292
Average Taxable Value	\$ 308,523	\$ 308,523	\$ 278,523*

Rates presented above are based on best case scenario and are subject to change as bills progress through the legislative process.

** Proposed increase in Homestead Exemption from \$40,000 to \$70,000*



Thank You