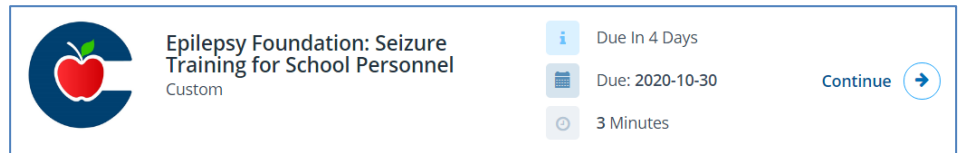


Completing the Epilepsy Course (Safe Schools)

1. Login to your Safe Schools account and complete **the Epilepsy Foundation: Seizure Training for School Personnel** course. Complete the training via their website, print the certificate from the foundation, and “exit” the Foundation’s website/window.

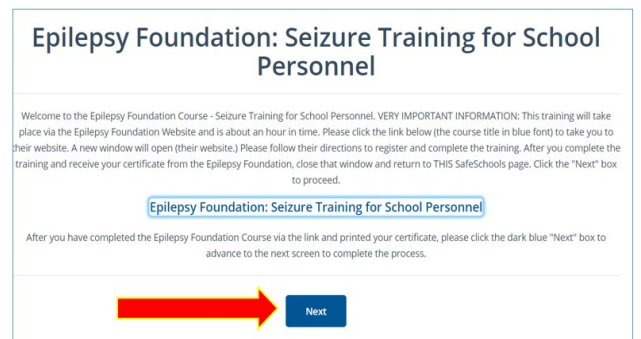
2. Go back to the main Safe School page and click on the Epilepsy training link again.



3. Click on the “Continue” button and select the course – you should see the screen below. You will see the course description with the course highlighted in BLUE – the blue "Next" button at the bottom of the page will be greyed out. Click on the BLUE course name.

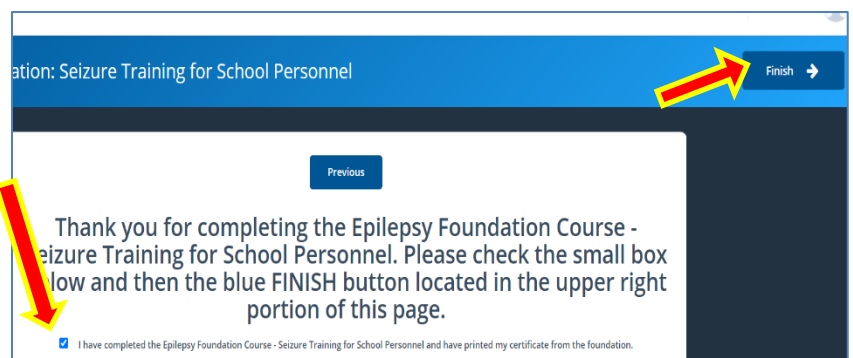


4. This should take you back to the training – since you have already completed it, you can hit the back button in your browser to exit out.



5. This should take you back to Safe Schools, and the blue NEXT button should now be active. Click the dark blue “Next” box shown below.

6. This will take you to the completion and thank you page. Read the directions and click the small box stating that you have completed the training



AND the blue Finish button in the upper right corner. **** You must complete BOTH these steps to finish the process **.**

7. This should take you to a completion screen; you are all set!