

2019-20

Annual Performance Report

Public Hearing

January 2021

3205 West Davis

Conroe, Texas

77304-2098



CONROE
INDEPENDENT
SCHOOL DISTRICT

2019-20 Annual Performance Report

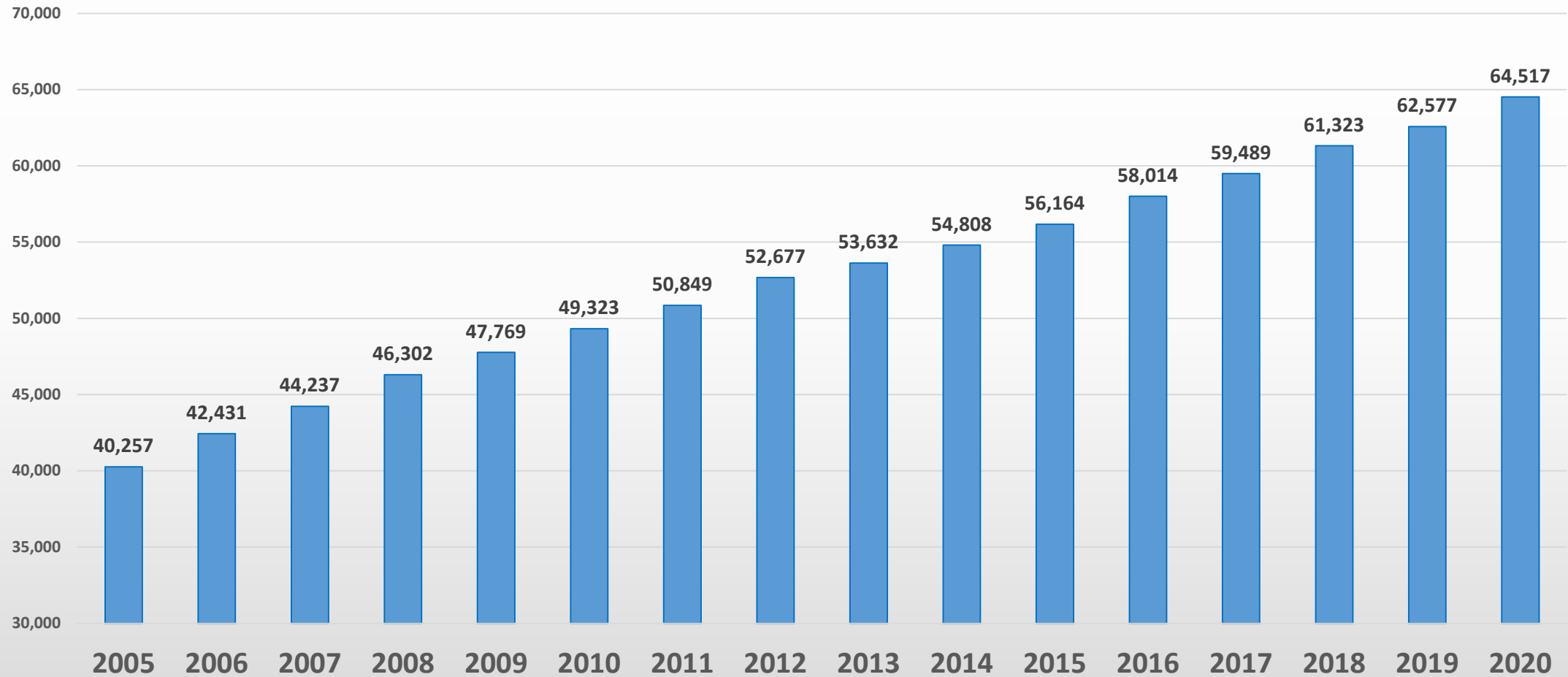
The annual performance report will be available in its entirety on the CISD web site. The annual performance report is a compilation of several different reports and documents, which include the following:

- 2019-20 Texas Academic Performance Report (PDF TAPR)
 - For the District and each Campus in the District
- PEIMS Financial Standard Report (2018-19 Financial Actual Report)
 - The 19-20 report will be released later this spring.
- 2019-20 District Accreditation Status. *Not included this year are STAAR scores from last spring because the test was not administered last spring.*
- Campus Performance Objectives (District/Campus Improvement Plans)
- Report on Violent or Criminal Incidents on Campuses – *policies and procedures for violence intervention*
- Student Performance in Postsecondary Institutions
 - Report on Graduates Enrolled in Texas Institutions of Higher Education includes student enrollment and academic performance in postsecondary institutions during the first year enrolled after high school graduation

2019-20 Texas Academic Performance Report

- 2020 Accountability Rating:
Not Rated: Declared State of Disaster
- 2020 Special Education Determination Status:
Needs Assistance

CISD Enrollment Trend

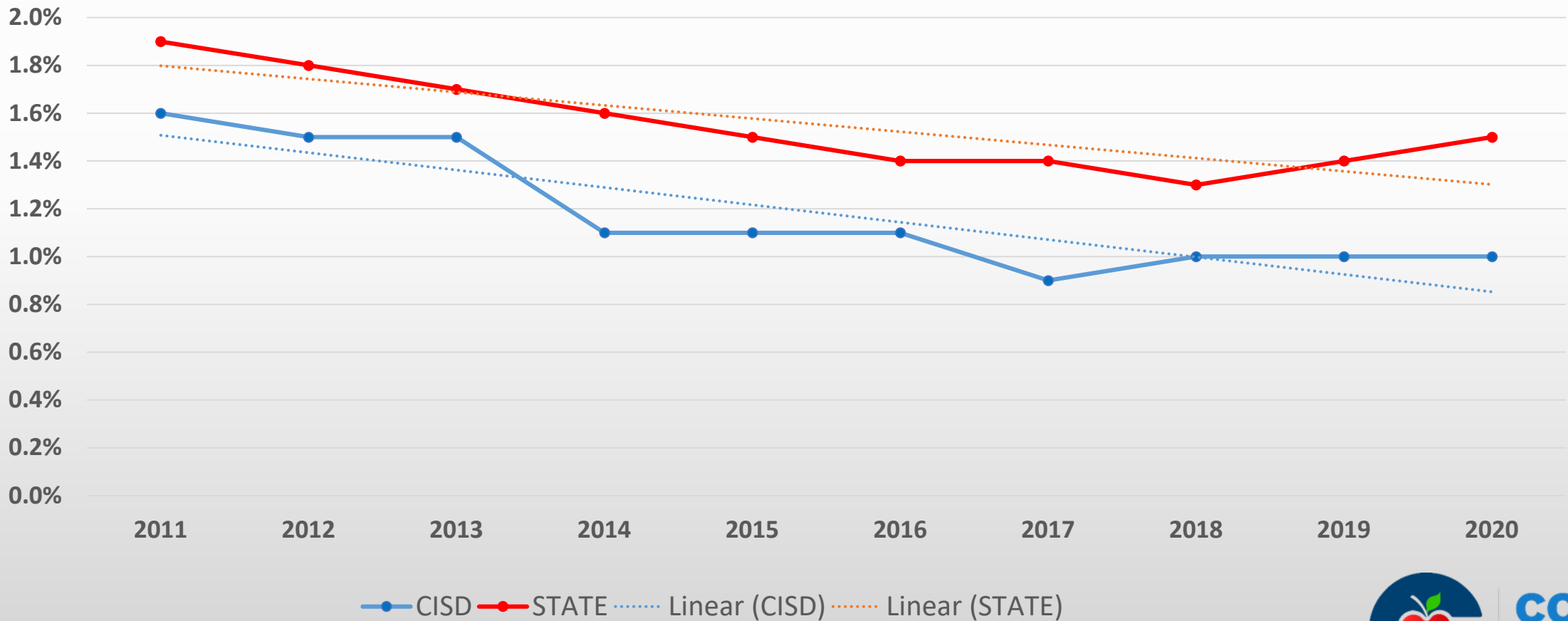


Current enrollment is 64,855.



CONROE
INDEPENDENT
SCHOOL DISTRICT

10 Year Enrollment Trend for Students with Disciplinary Placements



2020 Student Membership

Student Membership	Percent
African American	8.5%
Hispanic	37.4%
White	45.7%
American Indian	0.4%
Asian	4.7%
Pacific Islander	0.2%
Two or More Races	3.1%
Economically Disadvantaged	39.2%
Section 504	7.6%
English Language Learner (EL)	15.3%
Dyslexia	4.8%
Foster Care	.2%
Military Connected	.5%
Special Education	8.7%
Career and Technology	25.3%
Gifted and Talented	7.7%



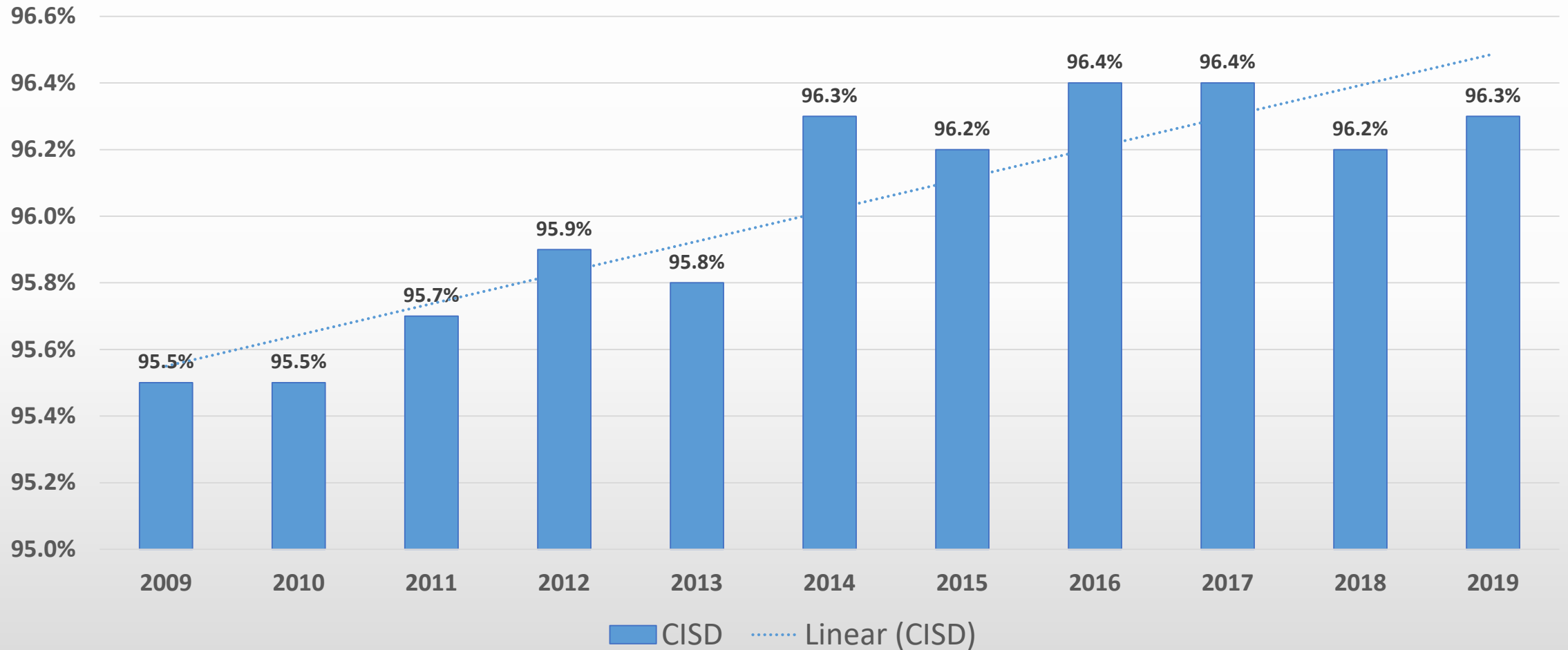
EL-Home Language Counts 2020

More than 80 languages other than English are spoken in the home of CISD students according to Home Language Surveys. This is a listing of those languages in which at least 30 students reported a home language other than English.

Language	Students	Language	Students
Arabic	167	Nepali	32
Bengali	30	Pilipino	114
Cambodian	37	Portuguese	185
Cantonese	99	Romanian	43
French	62	Russian	148
Gujarati	38	Spanish	14,886
Hindi	90	Tamil	80
Japanese	53	Telugu	178
Korean	49	Urdu	182
Mandarin	259	Vietnamese	206
Marathi	37	Yoruba	45



Attendance – 10 Year Trend

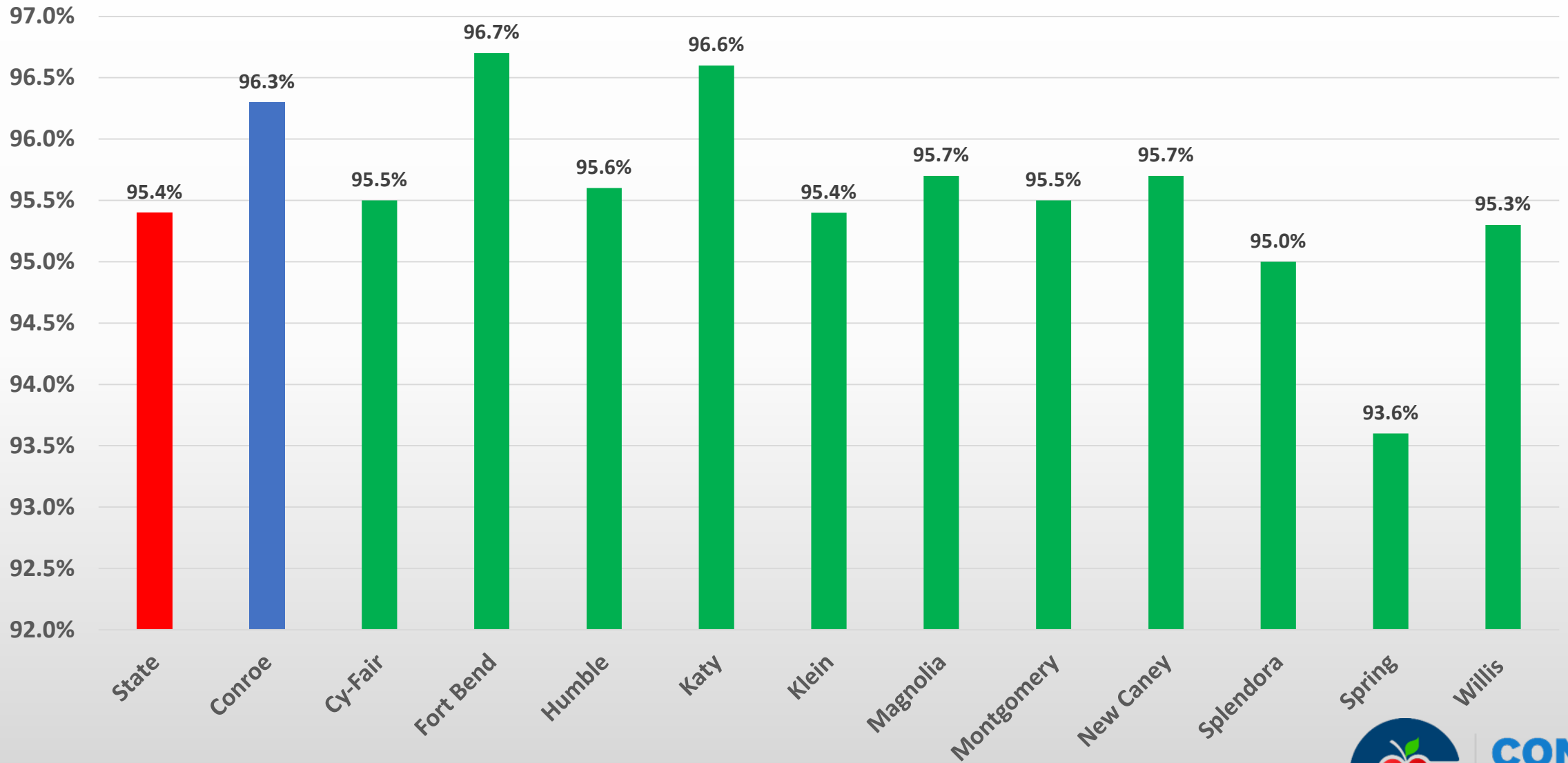


Current Year-to-Date = 96.3%



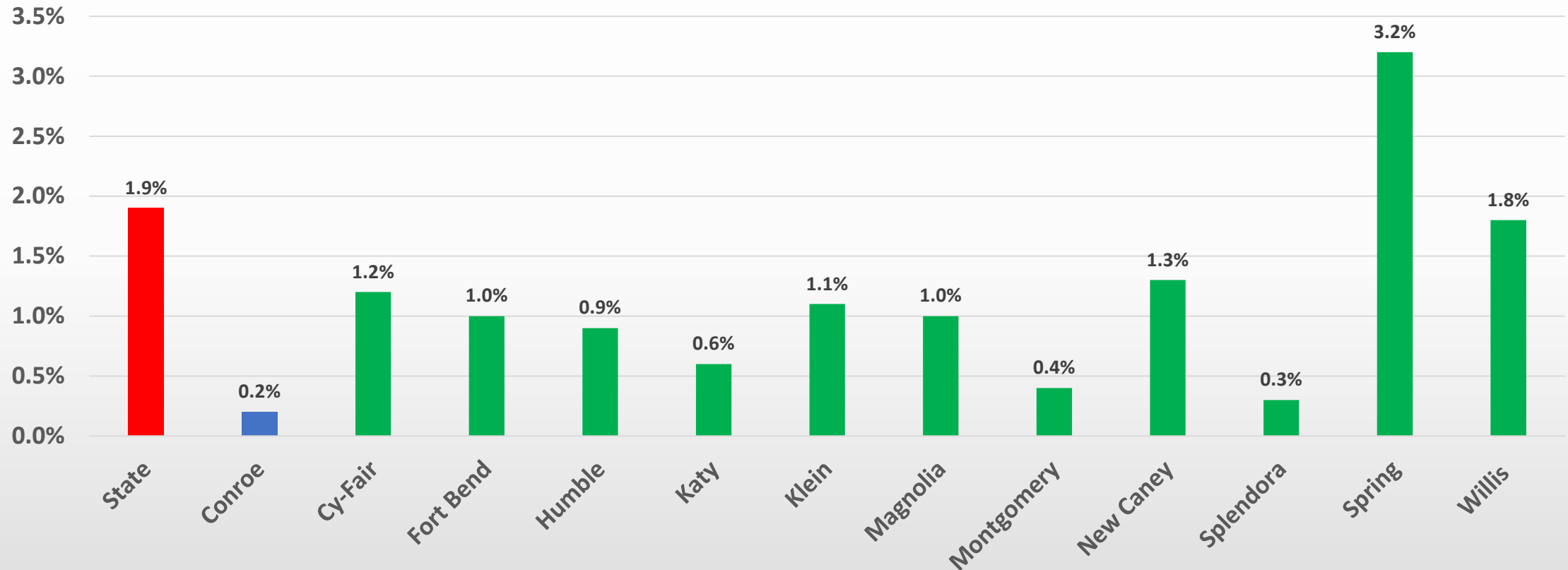
CONROE
INDEPENDENT
SCHOOL DISTRICT

2019 Attendance Rate

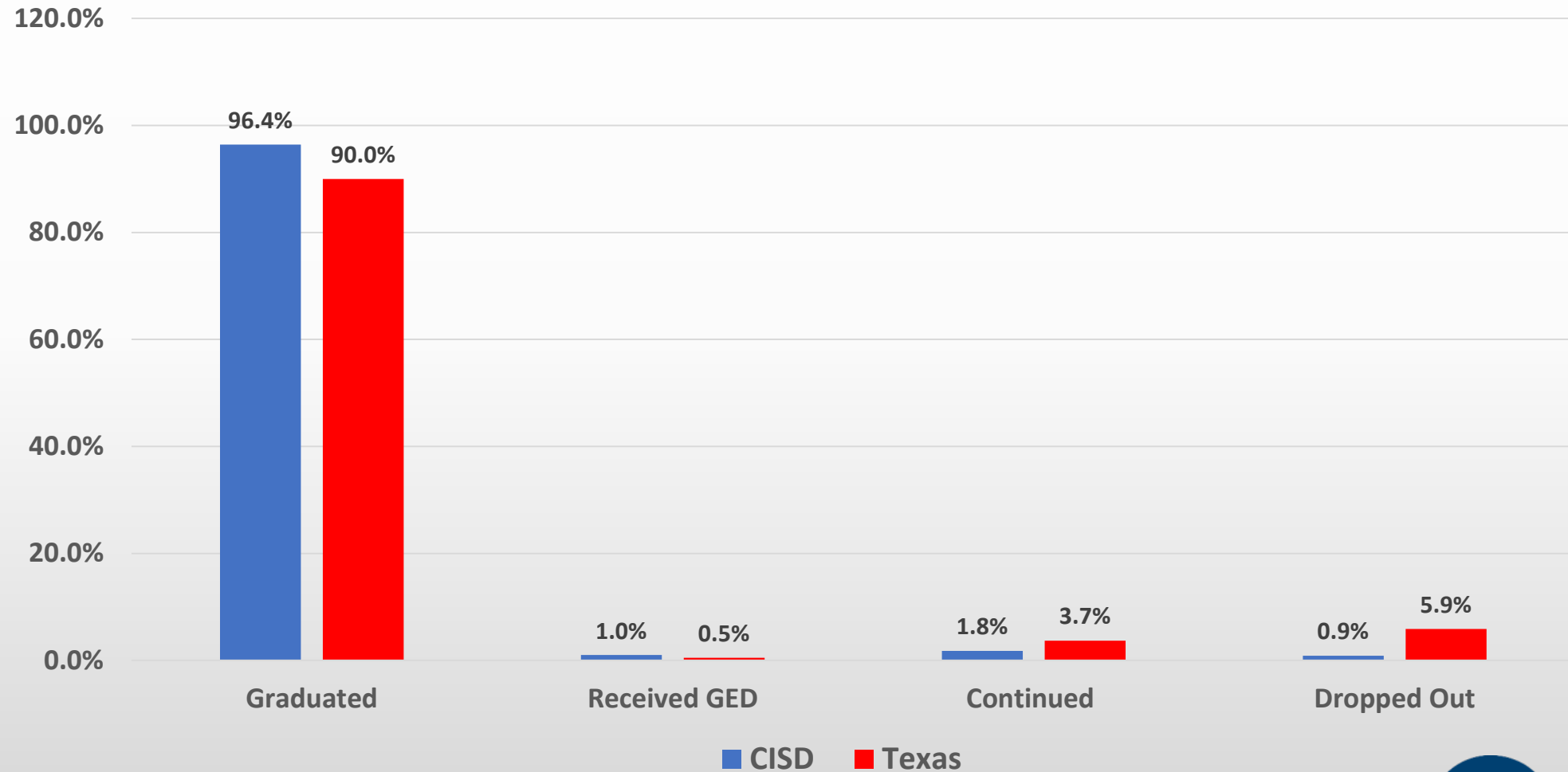


CONROE
INDEPENDENT
SCHOOL DISTRICT

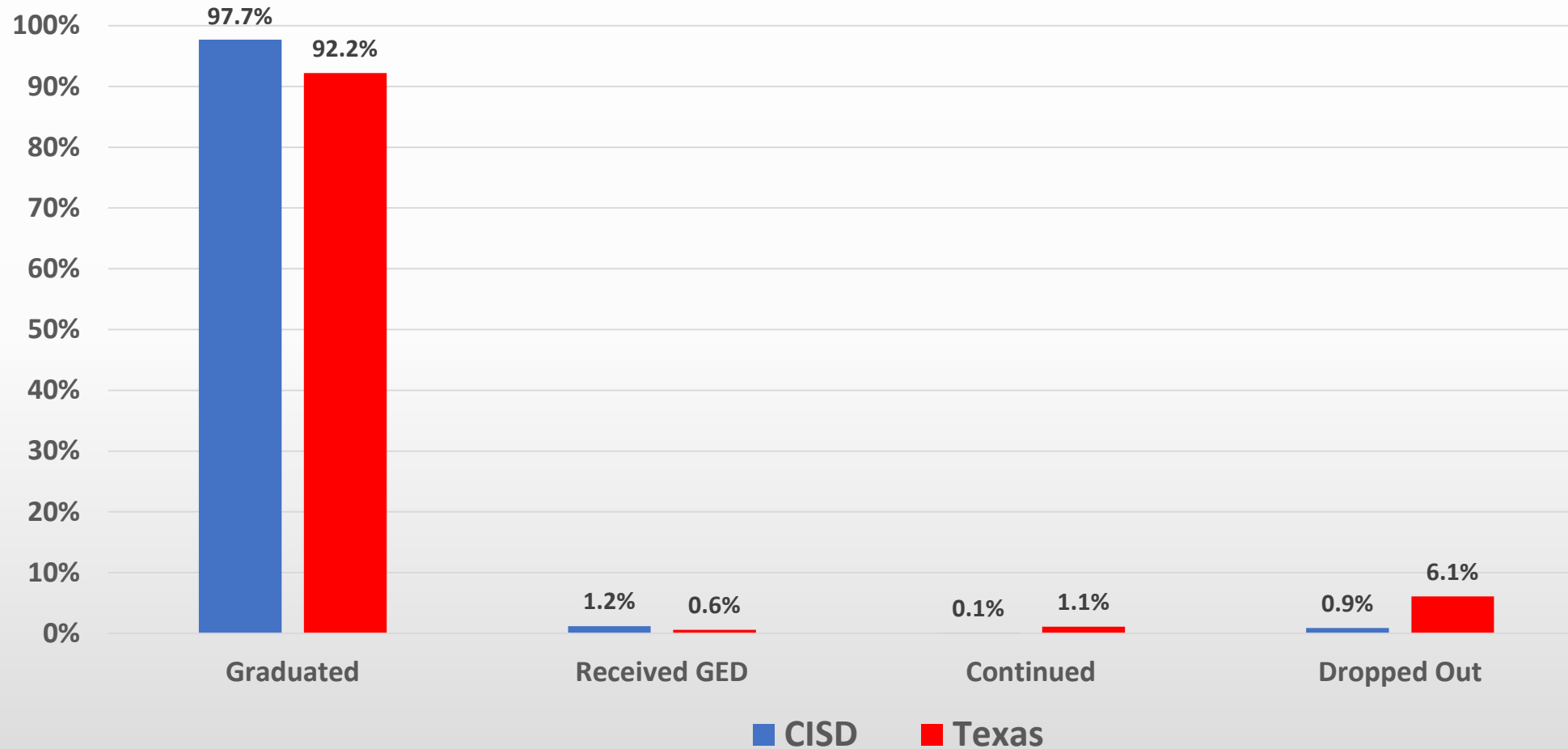
2019 Annual Dropout Rate (Gr. 9-12)



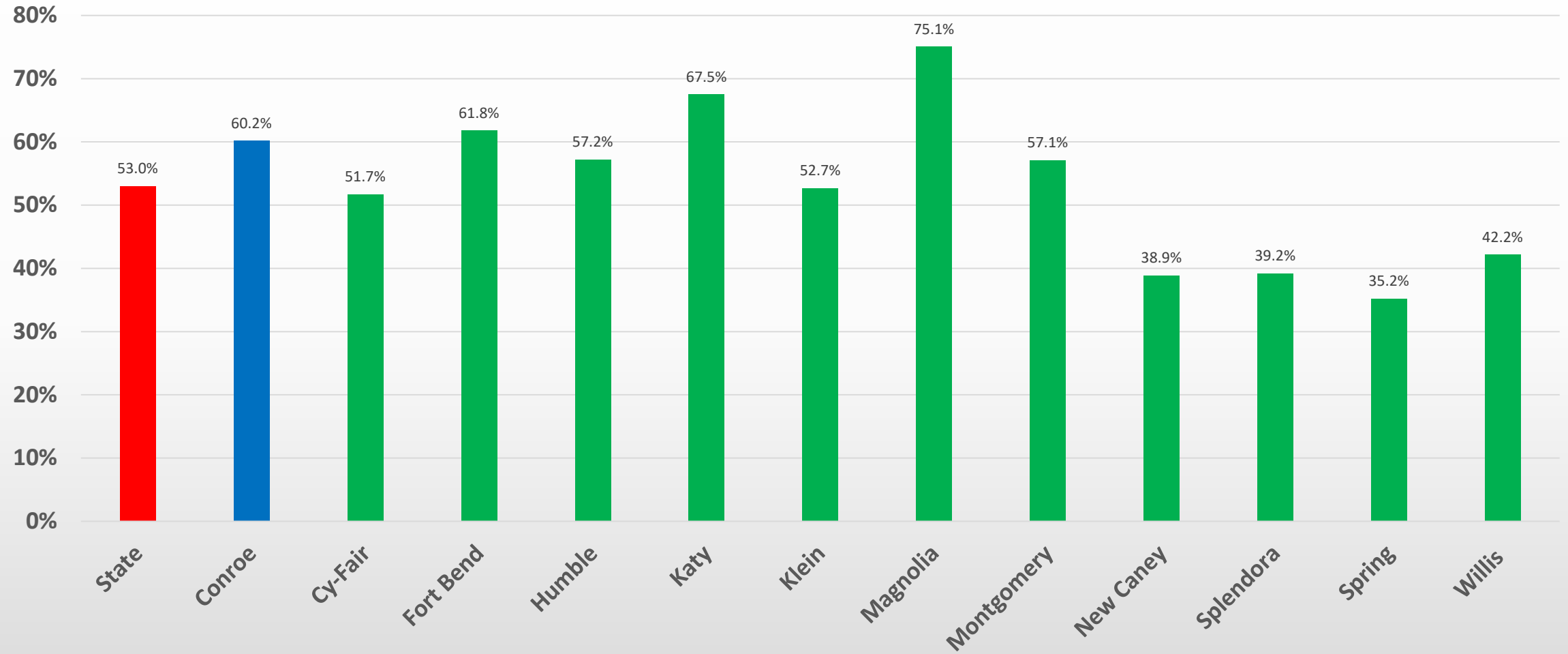
Class of 2019 Four-Year Cohort: Graduation, Continued, GED, and Dropout Summary



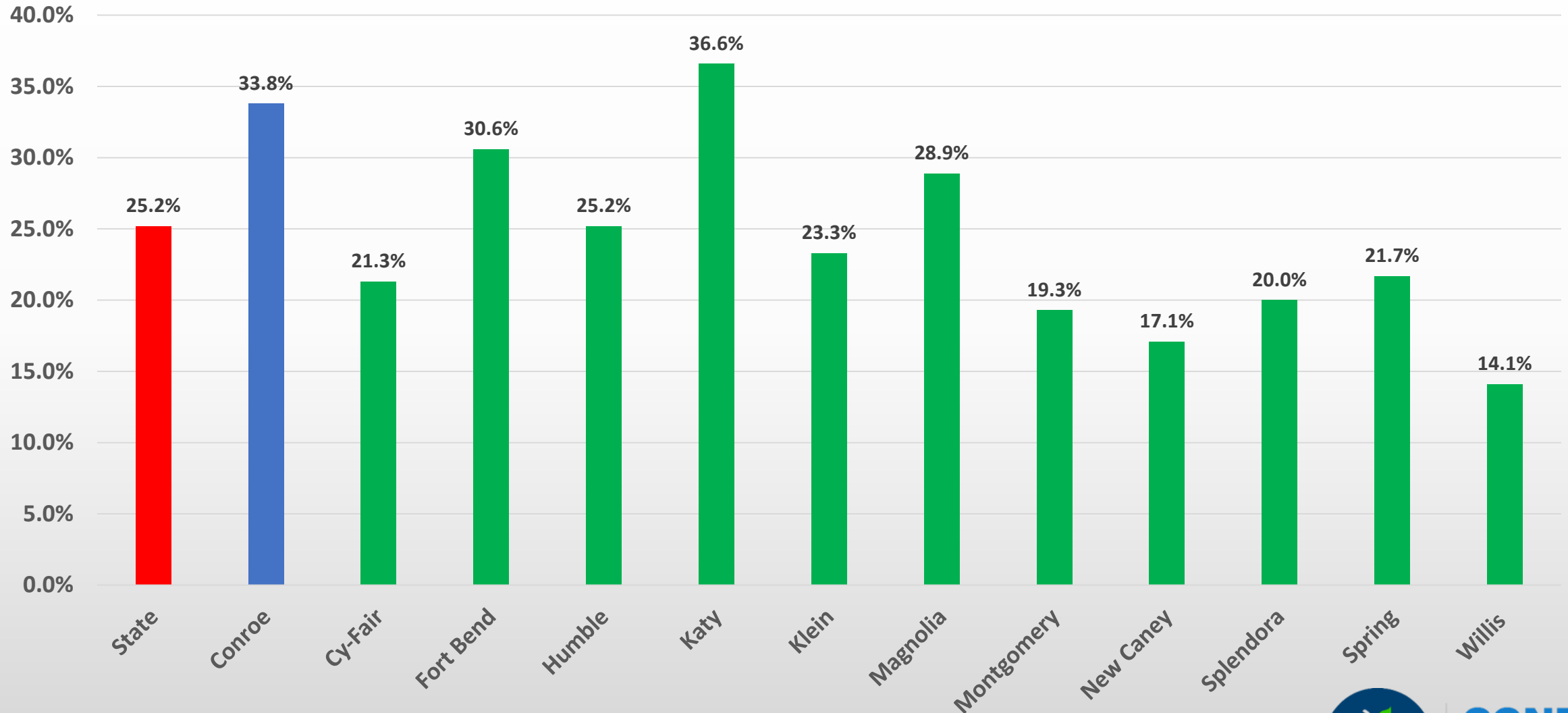
Class of 2018 Five-Year Cohort: Graduation, Continued, GED, and Dropout Summary



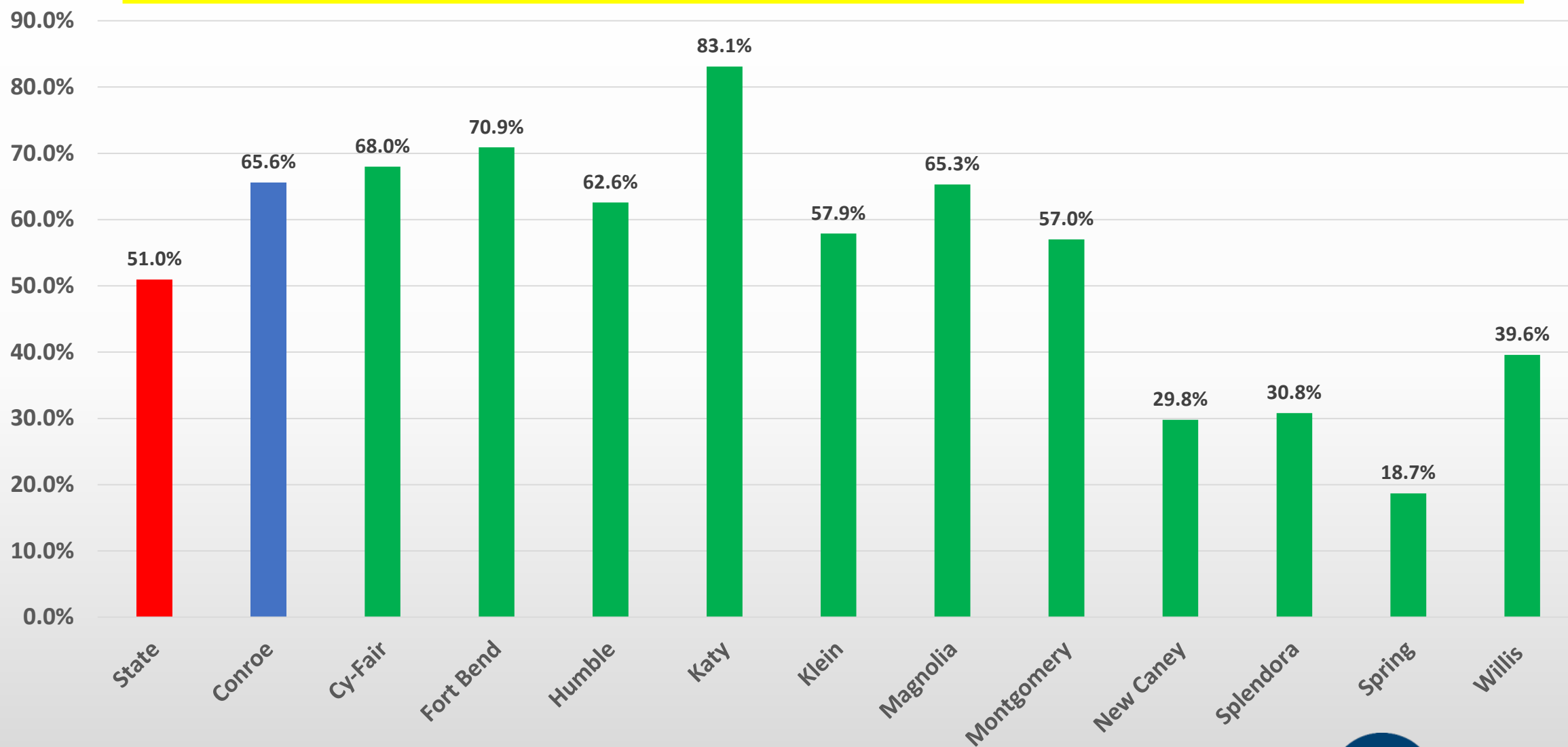
2019 College Ready Graduates



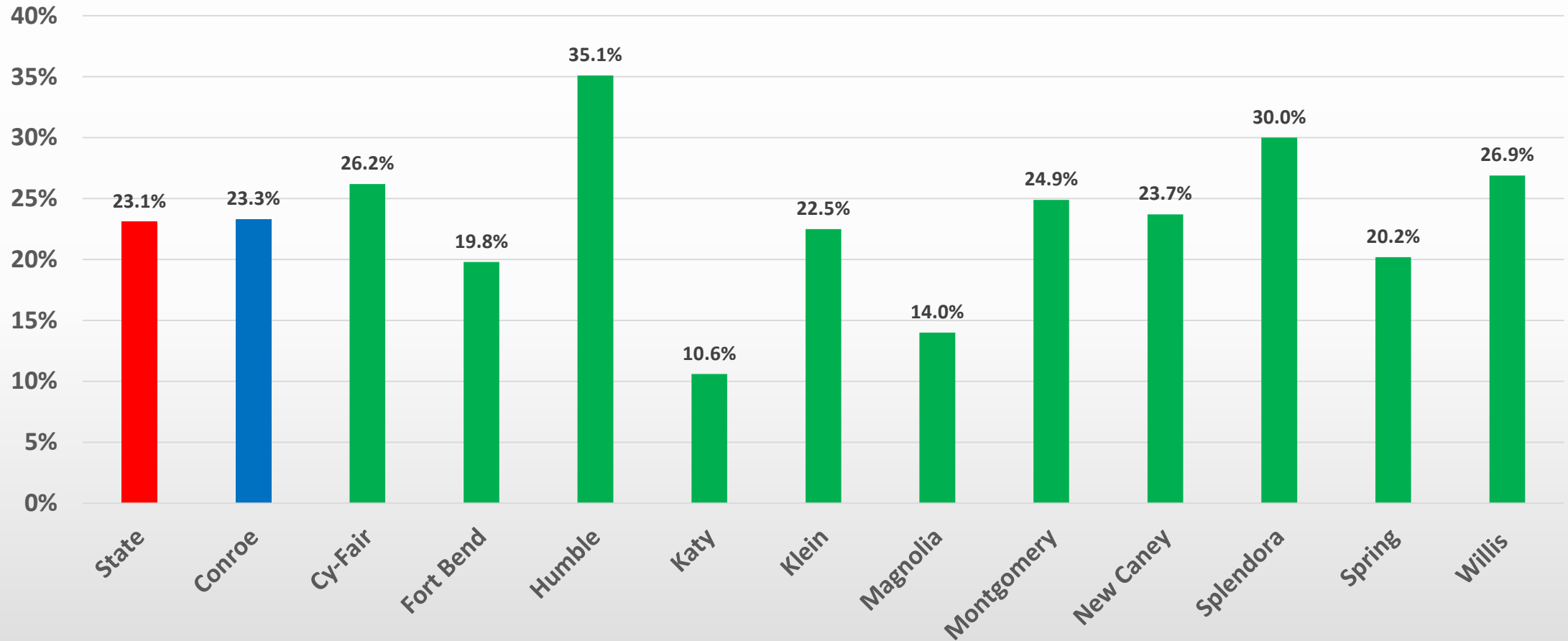
2019 Percent of Students Taking AP Tests



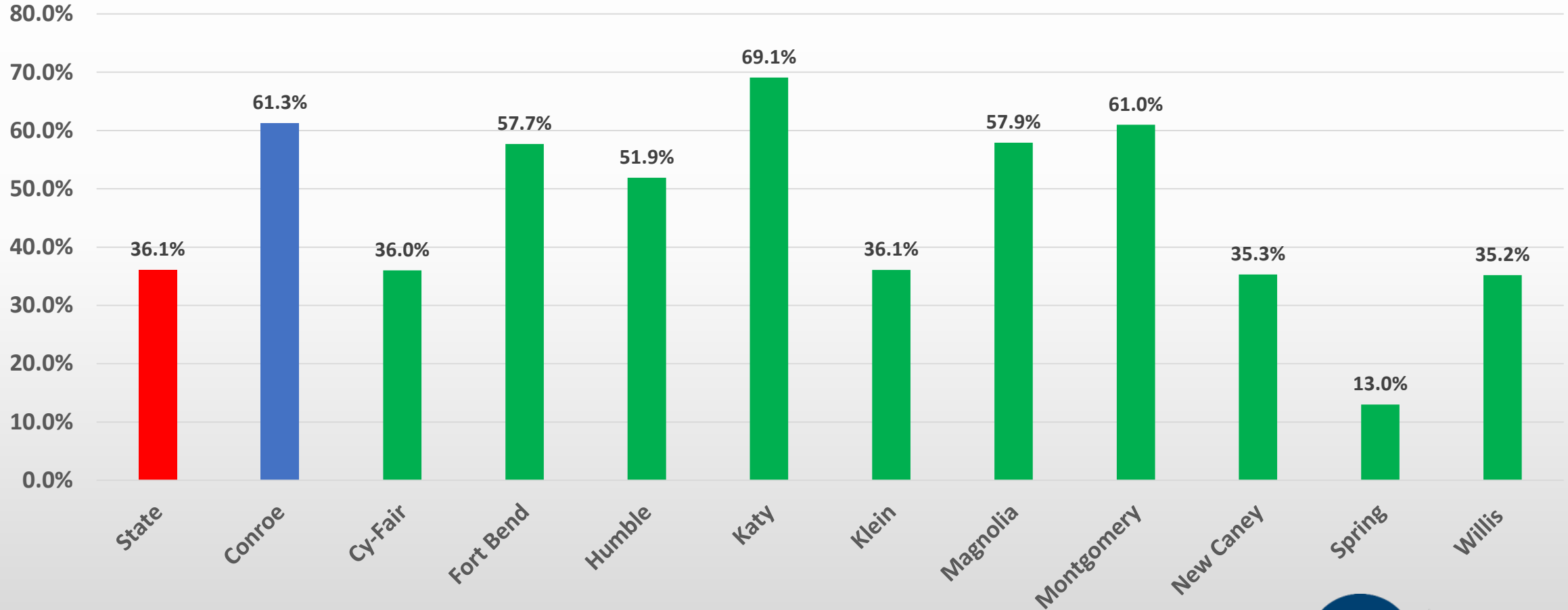
2019 Percent of AP Tests Scored Above Criterion



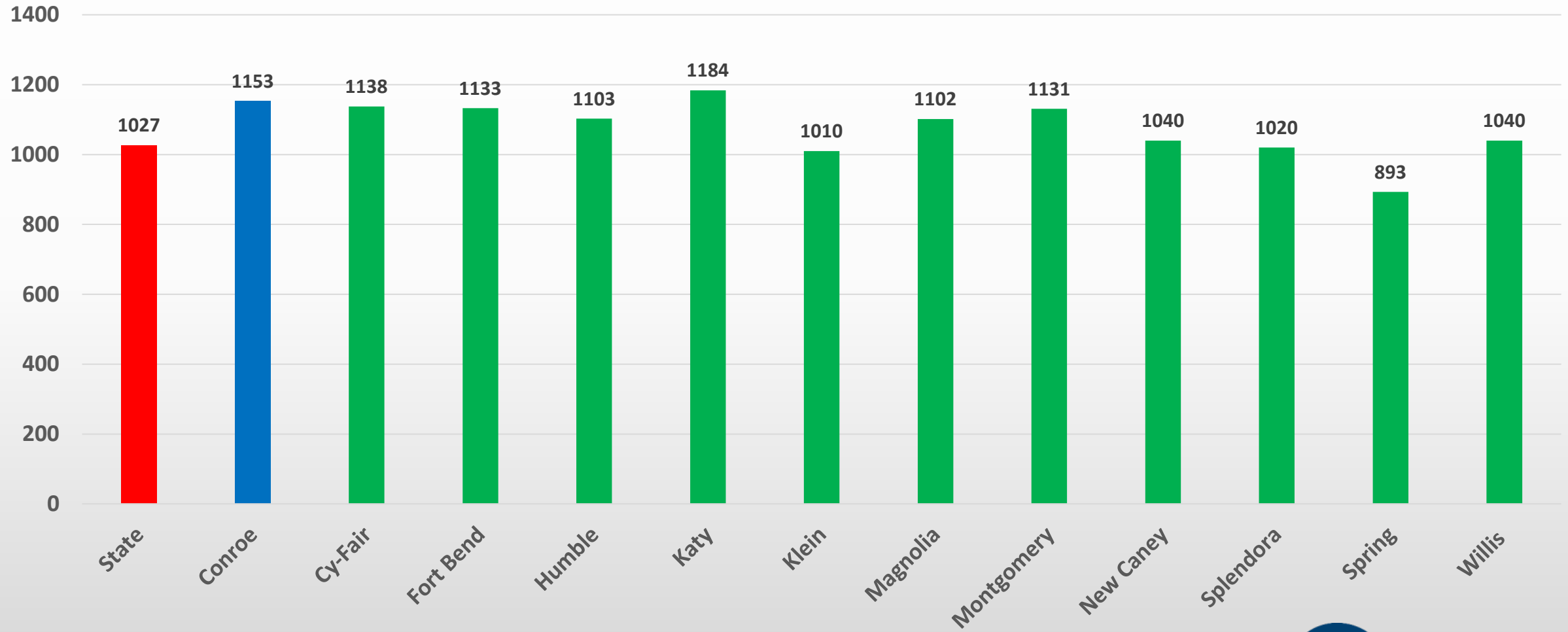
2019 Dual Course Credits (Annual Graduates)



2019 Percentage Scoring at or Above Criterion on SAT/ ACT



2019 SAT Average Scores



2019 ACT Average Scores





CONROE
INDEPENDENT
SCHOOL DISTRICT

TXSmartSchools

Five Star Recipients



Eleven Consecutive
Years

Conroe

Cypress-Fairbanks

FAST

Financial Allocation
Study of Texas

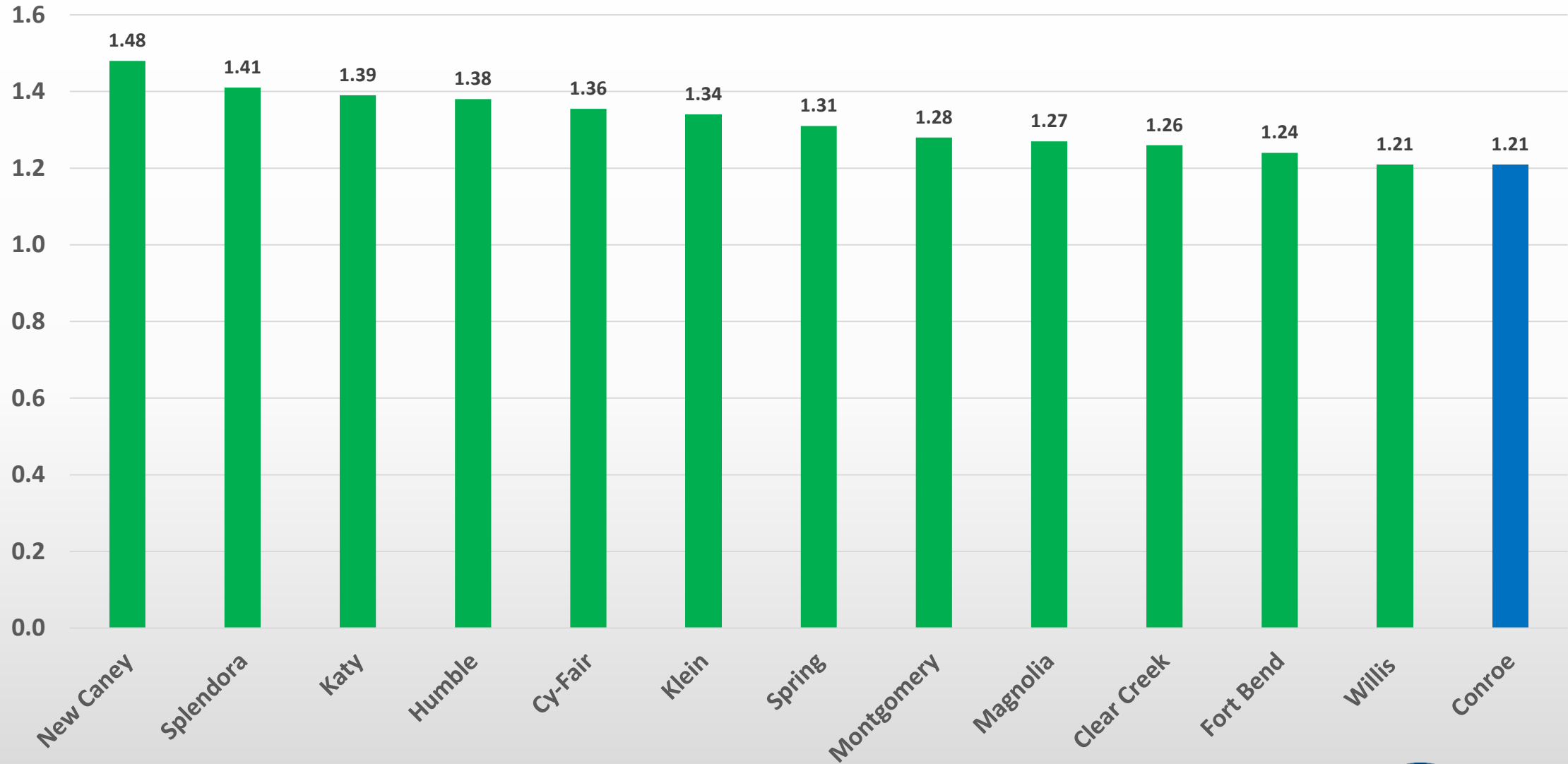


CONROE
INDEPENDENT
SCHOOL DISTRICT

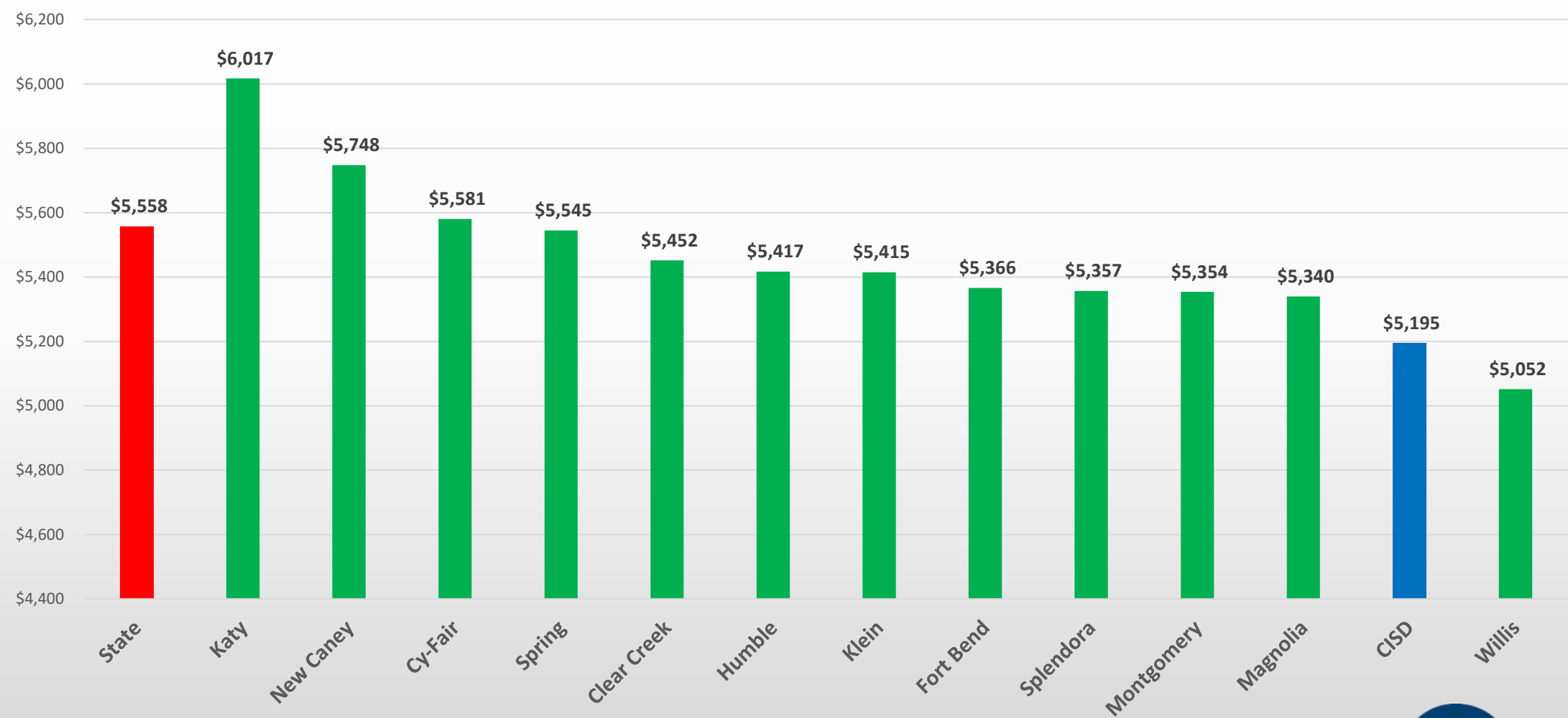
Fund Balance Information

General Fund		
19-20 Final Amended Budget	Unassigned Fund Balance @ 08/31/20	Percent
\$568,213,112	\$153,677,343	27%

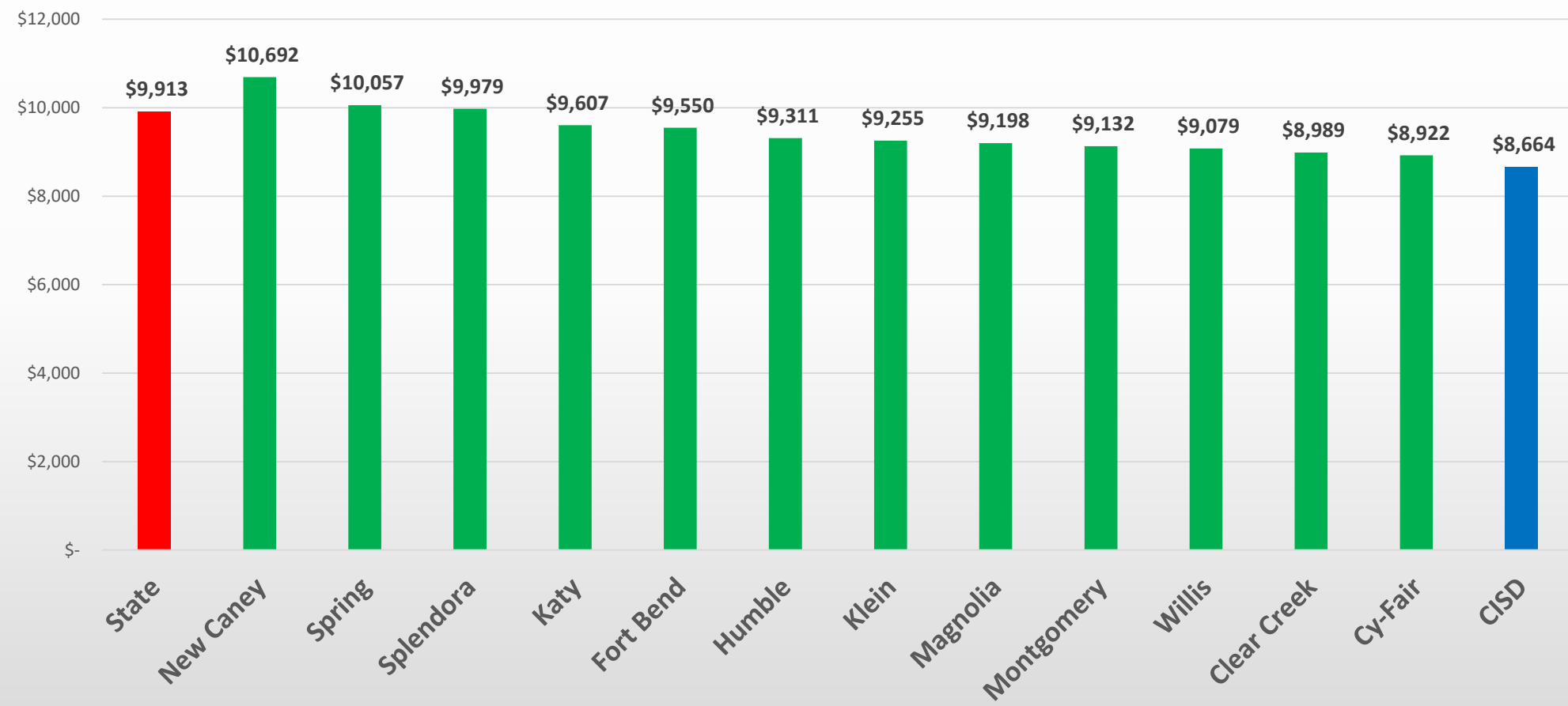
2020-21 Tax Rate



Instructional Expense per Student



Total Operating Expenditure Expense per Student



Percentage of Operating Expenditures: All Funds

Function	CISD	State
Instruction	59.6	56.07
Instructional Resource Media/Library	1.02	1.13
Curriculum/Staff Development	2.10	2.28
Instructional Leadership	0.83	1.64
School Leadership	6.02	5.94
Guidance and Counseling	4.18	3.77
Social Work Services	0.19	0.28
Health Services	1.08	1.04
Transportation	5.02	3.05
Food Service	3.97	5.43
Extracurricular	2.3	3.07
Administration	1.78	3.25
Plant Maintenance/Operation	8.88	9.73
Security/Monitoring	1.4	1.04
Data Processing Services	1.24	1.78
Community Services	0.03	0.5

Source: 2018-19 TEA Actual Financial Data

https://rptsrv1.tea.texas.gov/cgi/sas/broker?_service=marykay&_program=sfadhoc.actual_report_2019.sas&_service=appserv&_debug=0&who_box=170902



CONROE
INDEPENDENT
SCHOOL DISTRICT

Operating Expenditures Comparison

	CISD	State	Clear Creek	Cy-Fair	Fort Bend	Humble	Katy	Klein	Spring
Instruction	59.96%	56.07%	60.65%	62.56%	56.19%	58.18%	62.63%	58.51%	55.14%
Instructional Resource Media/Library	1.02%	1.13%	1.10%	0.69%	1.13%	0.82%	1.19%	1.05%	1.09%
Curriculum/Staff Development	2.10%	2.28%	2.69%	2.12%	2.57%	4.30%	1.76%	3.06%	2.24%
Instructional Leadership	0.83%	1.64%	0.92%	1.16%	2.37%	1.13%	0.86%	0.81%	2.86%
School Leadership	6.02%	5.94%	5.55%	4.73%	6.30%	6.13%	5.42%	6.37%	6.19%
Guidance and Counseling	4.18%	3.77%	4.00%	3.71%	4.97%	4.75%	4.61%	5.56%	3.94%
Social Work Services	0.19%	0.28%	0.21%	0.10%	0.28%	0.05%	0.00%	0.12%	0.16%
Health Services	1.08%	1.04%	0.90%	1.09%	1.36%	1.00%	0.99%	1.18%	0.79%
Transportation	5.02%	3.05%	2.91%	4.25%	3.02%	2.40%	2.50%	2.94%	4.24%
Food Service	3.97%	5.43%	3.86%	5.54%	3.99%	4.17%	4.12%	4.84%	6.95%
Extracurricular	2.30%	3.07%	4.25%	2.04%	2.35%	2.69%	2.56%	3.27%	1.65%
Administration	1.78%	3.25%	1.96%	1.61%	2.46%	2.81%	1.78%	2.17%	3.29%
Plant Maintenance/Operation	8.88%	9.73%	7.64%	7.15%	9.42%	8.76%	8.59%	6.90%	7.57%
Security/Monitoring	1.40%	1.04%	1.31%	1.18%	1.16%	1.26%	1.12%	1.23%	1.66%
Data Processing Services	1.24%	1.78%	1.86%	1.12%	2.30%	1.32%	1.75%	1.73%	1.85%
Community Services	0.03%	0.50%	0.19%	0.95%	0.12%	0.23%	0.11%	0.26%	0.39%

Operating Expenditures

Montgomery County School Districts Comparison

	CISD	State	Magnolia	Montgomery	New Caney	Splendora	Willis
Instruction	59.96%	56.07%	58.06%	58.63%	53.76%	53.69%	55.64%
Instructional Resource Media/Library	1.02%	1.13%	0.86%	0.76%	0.95%	0.70%	0.27%
Curriculum/Staff Development	2.10%	2.28%	0.99%	0.36%	2.52%	2.05%	2.32%
Instructional Leadership	0.83%	1.64%	1.22%	0.83%	1.10%	3.92%	0.32%
School Leadership	6.02%	5.94%	5.14%	5.13%	5.62%	4.84%	6.16%
Guidance and Counseling	4.18%	3.77%	3.18%	3.40%	3.52%	3.66%	3.25%
Social Work Services	0.19%	0.28%	0.00%	0.00%	0.01%	0.00%	0.25%
Health Services	1.08%	1.04%	0.87%	0.83%	0.95%	0.70%	1.11%
Transportation	5.02%	3.05%	5.68%	4.86%	4.12%	4.07%	4.76%
Food Service	3.97%	5.43%	4.52%	5.94%	5.93%	5.08%	5.87%
Extracurricular	2.30%	3.07%	2.89%	3.09%	3.76%	3.68%	3.65%
Administration	1.78%	3.25%	2.84%	2.44%	3.72%	4.42%	2.83%
Plant Maintenance/Operation	8.88%	9.73%	10.47%	10.62%	10.77%	9.12%	11.84%
Security/Monitoring	1.40%	1.04%	1.13%	1.20%	0.84%	1.82%	0.97%
Data Processing Services	1.24%	1.78%	2.15%	1.68%	2.33%	1.78%	0.65%
Community Services	0.03%	0.50%	0.00%	0.23%	0.10%	0.47%	0.09%



2019-20 Staff Information

	CISD	Texas
Percent of Professional Staff	63.6%	63.7%
Percent of Staff in Campus Administration	2.7%	3.0%
Percent of Staff in Central Administration	0.4%	1.1%
Percent of Staff in Auxiliary Departments	27.6%	25.7%
Average Years of Experience Teachers	11.0	11.1
Average Years of Experience Principals	8.5	6.2
Average Years of with District	6.7	7.2
Teacher Turnover Rate	13.9%	16.8%
Average Teacher Salary	\$59,725	\$57,091

2019-20 Criminal Incidents

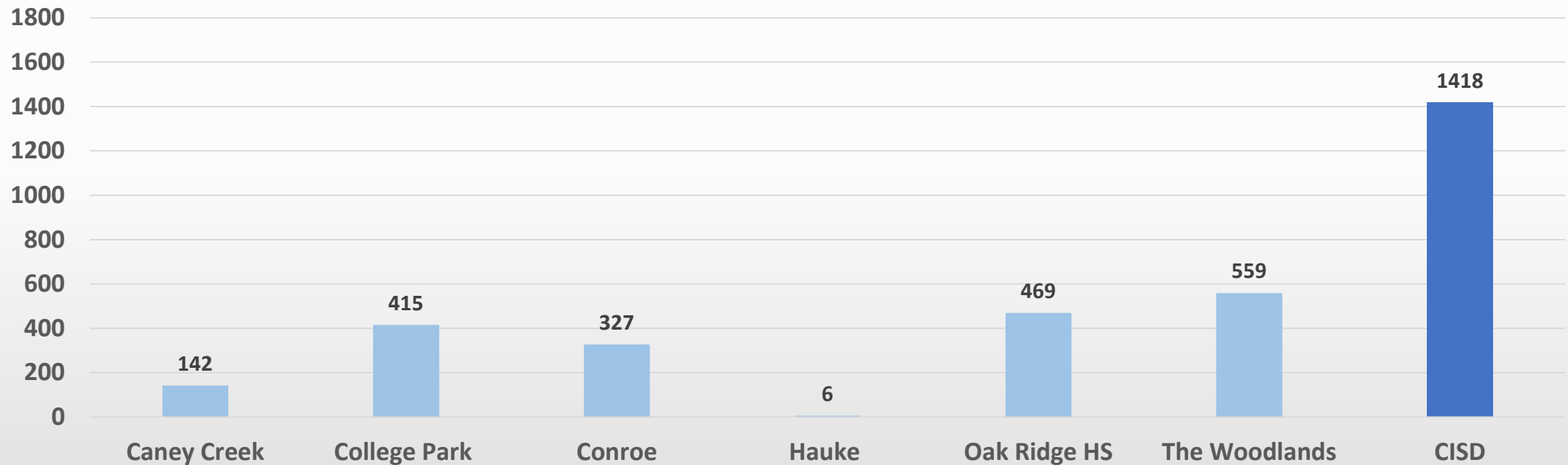
- 37 reportable criminal incidents at 8 different campuses.
- 32 of which were Felony Controlled Substance.

2019-20 Criminal Incidents

2019-20 Campus Criminal Incident Report			
CAMPUS HIGH SCHOOLS	CODE	NUMBER	Total
1- Conroe High	18 - Indecency with a Child	1	16
	36 - Felony Controlled Substance	14	
	46 - Aggravated Robbery	1	
5- Oak Ridge High	36 - Felony Controlled Substance	3	3
11- Caney Creek High	36 - Felony Controlled Substance	6	6
14- College Park High	12 - Possession of Illegal Knife	1	5
	32 - Sexual Assault	1	
	36 - Felony Controlled Substance	3	
16- Grand Oaks High	36 - Felony Controlled Substance	4	4
JUNIOR HIGH / INTERMEDIATE	CODE	NUMBER	Total
43- Washington JH	36 - Felony Controlled Substance	1	1
49- York JH	12 - Possesion of Illegal knife	1	1
51- Moorhead JH	36 - Felony Controlled Substance	1	1
District Total			37
12/8/2020			



2019 CISD Graduates Attending Four-Year Public University and Two-Year Public College in Fall 2019



Source: Texas Higher Education Coordinating Board and TEA

<http://www.txhighereddata.org/index.cfm?objectid=956B3F70-5DF3-11E8-A7CB0050560100A9>



CONROE
INDEPENDENT
SCHOOL DISTRICT

2018 CISD Graduates Enrolled in Texas Public

Institution	Students	Institution	Students
LONE STAR COLLEGE - MONTGOMERY	657	U. OF TEXAS AT ARLINGTON	11
TEXAS A&M UNIVERSITY	177	LONE STAR COLLEGE - N. HARRIS	10
SAM HOUSTON STATE UNIVERSIT	138	TRINITY UNIVERSITY	10
U. OF TEXAS AT AUSTIN	130	RICE UNIVERSITY	8
BLINN COLLEGE	127	SOUTHWESTERN UNIVERSITY	8
TEXAS TECH UNIVERSITY	87	TEXAS A&M UNIV AT GALVESTON	8
UNIVERSITY OF HOUSTON	74	AUSTIN COMMUNITY COLLEGE	7
TEXAS STATE UNIVERSITY	58	SOUTHERN METHODIST UNIVERSITY	7
BAYLOR UNIVERSITY	48	LONE STAR COLLEGE - TOMBALL	6
U. OF TEXAS AT DALLAS	42	ST. EDWARD'S UNIVERSITY	6
U. OF TEXAS AT SAN ANTONIO	34	TEXAS CHRISTIAN UNIVERSITY	6
STEPHEN F. AUSTIN STATE UNIV	25	UNIV OF MARY HARDIN-BAYLOR	6
PRAIRIE VIEW A&M UNIVERSITY	21	COLLIN CO COMM COLL DISTRICT	5
LONE STAR COLLEGE - KINGWOOD	19	DALLAS BAPTIST UNIVERSITY	5
UNIVERSITY OF NORTH TEXAS	18	HOUSTON COMMUNITY COLLEGE	5
LAMAR UNIVERSITY	15	Other Pub/Ind 4-yr Institution	62
TEXAS A&M UNIV-CORPUS CHRISTI	12	Other Pub/Ind 2-yr Institution	43
U. OF TEXAS AT TYLER	12	Not trackable	272
TARLETON STATE UNIVERSITY	11	Not found	1,763
		Total high school graduates	3,953



2020-21 Counselors & Librarians per Campus

Campus	Counselors	Librarians
Anderson Elementary	1	1
Armstrong Elementary	2	1
Austin Elementary	2	1
Birnham Woods	1	1
Bradley Elementary	1	1
Broadway Elementary	1	1
Buckalew Elementary	1	1
Bush Elementary	1	1
Coulson Tough	2	1
Creighton Elementary	1	1
David Elementary	1	1
Deretchin Elementary	2	1
Ford Elementary	1	1
Galatas Elementary	1	1
Geisinger Elementary	1	1
Glen Loch Elementary	1	1
Hailey Elementary	1	1
Houser Elementary	1	1
Kaufman Elementary	1	1
Lamar Elementary	1	1
Milam Elementary	1	1
Oak Ridge Elementary	1	1
Patterson Elementary	1	1
Powell Elementary	1	1
Reaves Elementary	1	1
Rice Elementary	1	1
Rick Elementary	1	1



2020-21 Counselors & Librarians per Campus

Campus	Counselors	Librarians
Runyan Elementary	1	1
Sam Houston Elementary	1	1
San Jacinto Elementary	1	1
Snyder Elementary	1	1
Stewart Elementary	2	1
Suchma Elementary	2	1
Wilkinson Elementary	1	1
Bozman Intermediate	2	1
Clark Intermediate	2	1
Collins Intermediate	2	1
Cox Intermediate	2	1
Cryar Intermediate	2	1
Grangerland Intermediate	3	1
Mitchell Intermediate	2	1
Travis Intermediate	2	1
Vogel Intermediate	2	1
Wilkerson Intermediate	2	1
Irons Jr. High	3	1
Knox Jr. High	3	1
McCullough Jr. High	4	1
Moorhead Jr. High	3	1
Peet Jr. High	3	1
Stockton Jr. High	3	1
York Jr. High	4	1
Caney Creek HS	9	1
College Park HS	11	2
Conroe HS	10	1



CONROE
INDEPENDENT
SCHOOL DISTRICT

2020-21 Counselors & Librarians per Campus

Campus	Counselors	Librarians
Conroe HS 9 th	3	1
Grand Oaks HS	10	2
Washington HS/DAEP	6	1
Oak Ridge HS	8	1
Oak Ridge HS 9 th	2	1
The Woodlands HS	11	2
TWHS 9 th	3	1
Administration	5	
TOTAL	158	64



CISD Performance Report

- The Annual Performance Report along with this slide presentation including the Texas Academic Performance Report for Conroe ISD will be posted on the District's website, www.conroeisd.net
- You can access the Links and/or Sources Document on our website: <https://www.conroeisd.net/accountability/>