



2021-2022 Annual Report

Public Hearing
February 21, 2023

CISD Performance Report

Conroe ISD wants to thank the following people for their contributions toward putting together the annual report:

- Lauren Helfer, Coordinator of Accountability, Data, and Performance Reporting
- Karen Garza, Director of Finance
- Kim Earthman, Director of Student Support Services
- Sarah Blakelock, Director of Communications
- Dr. Jarod Lambert, Director of Information Systems
- Jeff Fuller, Director of Assessment and School Improvement
- Ethan Barton, Coordinator of School Safety
- Steve Muir, School Safety Specialist
- Dr. Hedith Saucedo-Upshaw, Assistant Superintendent of Teaching and Learning
- Gilberto Lozano, Director of Bilingual and ESL Programs
- Tally Stout, Director of Career and Technical Education
- Laura Willard, Coordinator of College and Career Readiness
- Tammy Zunker, Coordinator of Elementary Math and Early Childhood
- Mark Smith, Coordinator of Elementary Language Arts
- Jessica Villareal, Secretary to the Deputy Superintendent



Annual Report Sections

1. **2021-22 Texas Academic Performance Report (PDF TAPR)**
 - For the District and each Campus in the District
2. **PEIMS Financial Standard Report (2020-21 Financial Actual Report)**
 - For the District and each Campus in the District
3. **2021-22 District Accreditation Status**
4. **Campus Performance Objectives**
5. **Report on Violent or Criminal Incidents on Campuses**
6. **Student Performance in Postsecondary Institutions**
 - For each High School Campus in the District
7. **Progress Toward Board-adopted HB 3 Goals**
 - For the District and each Campus in the District
8. **2021-22 TAPR Glossary**



CISD Performance Report

The required documents that were used to make this presentation of the annual report are available for public view on the Conroe ISD Accountability website.

<https://www.conroeisd.net/accountability/>



Section 1

2021-22 Texas Academic Performance Reports (TAPR)

- **Compiled by TEA for every district and campus using**
 - PEIMS (Public Education Information Management System)
 - Student Assessment Data
- **2021-22 TAPR is published as a PDF**
 - Includes a wide range of information on the performance of students in each district and campus in the state
 - Performance is shown disaggregated by student groups, including ethnicity and socioeconomic status
 - Provides extensive information on school and district staff, programs, and student demographics



Section 1

2021-22 Texas Academic Performance Reports (TAPR)

TAPR Cover Page Information

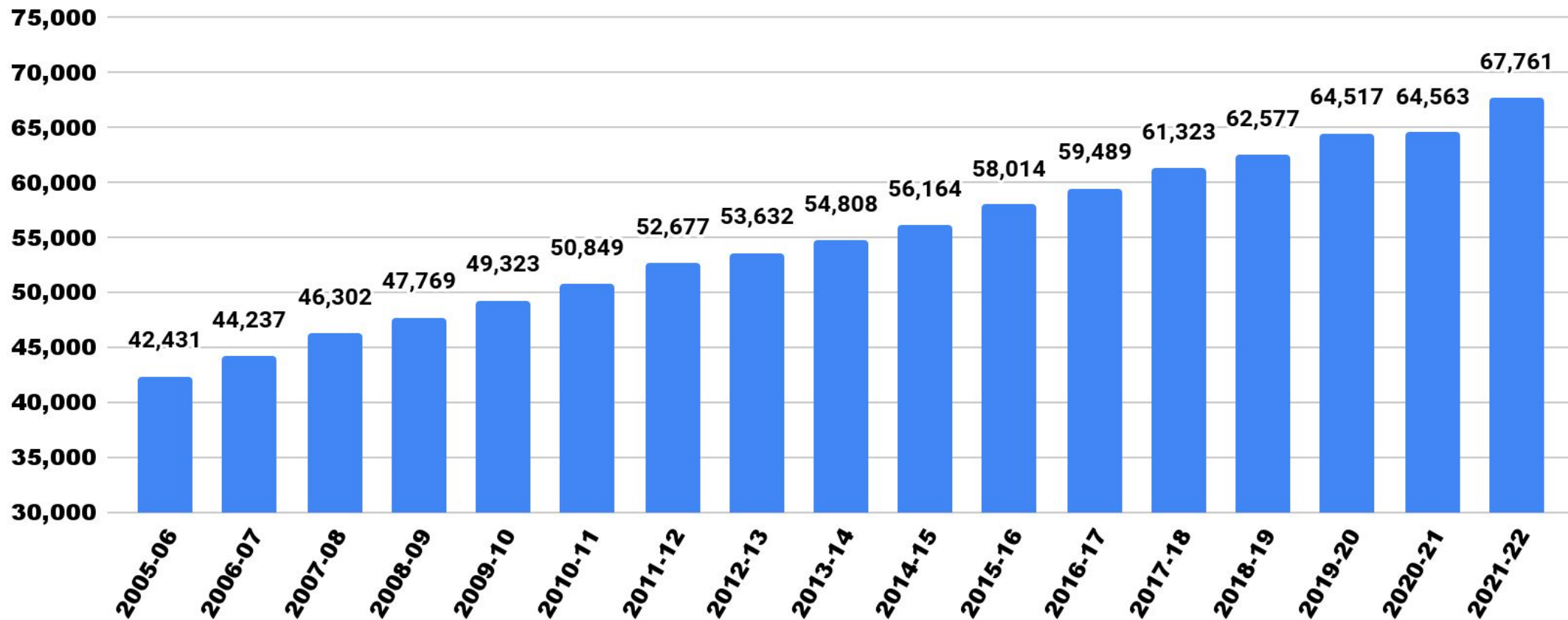
- 2022 Accountability Rating: B
- 2022 Special Education Determination Status:
Meets Requirements



Section 1

2021-22 Texas Academic Performance Reports (TAPR)

CISD Enrollment Trend



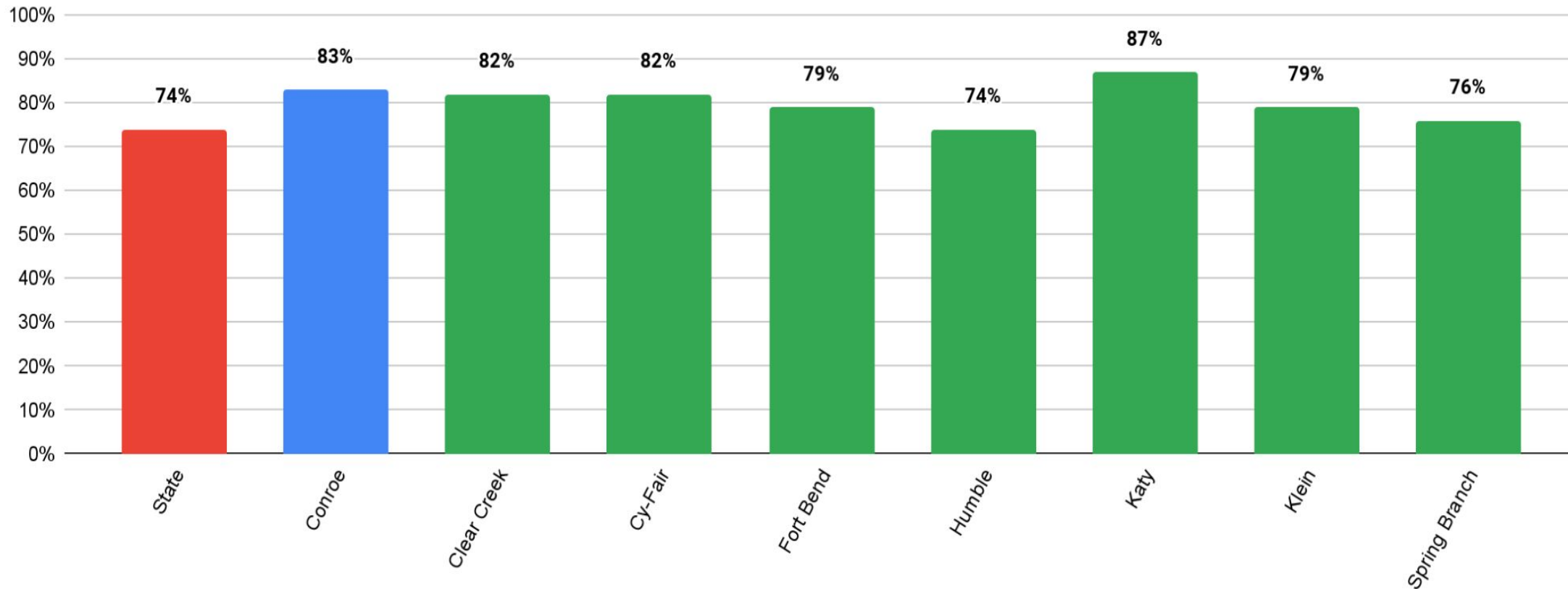
Current enrollment as of October 28, 2022 is 70,812 students.



Section 1

2021-22 Texas Academic Performance Reports (TAPR)

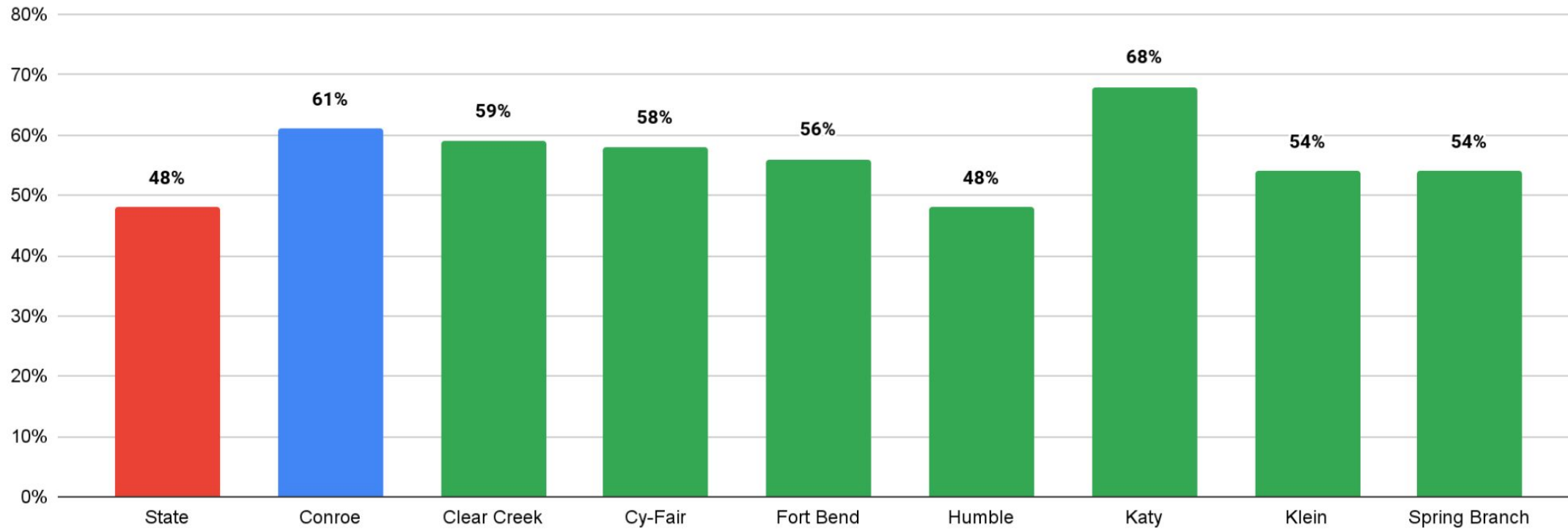
STAAR Performance at Approaches



Section 1

2021-22 Texas Academic Performance Reports (TAPR)

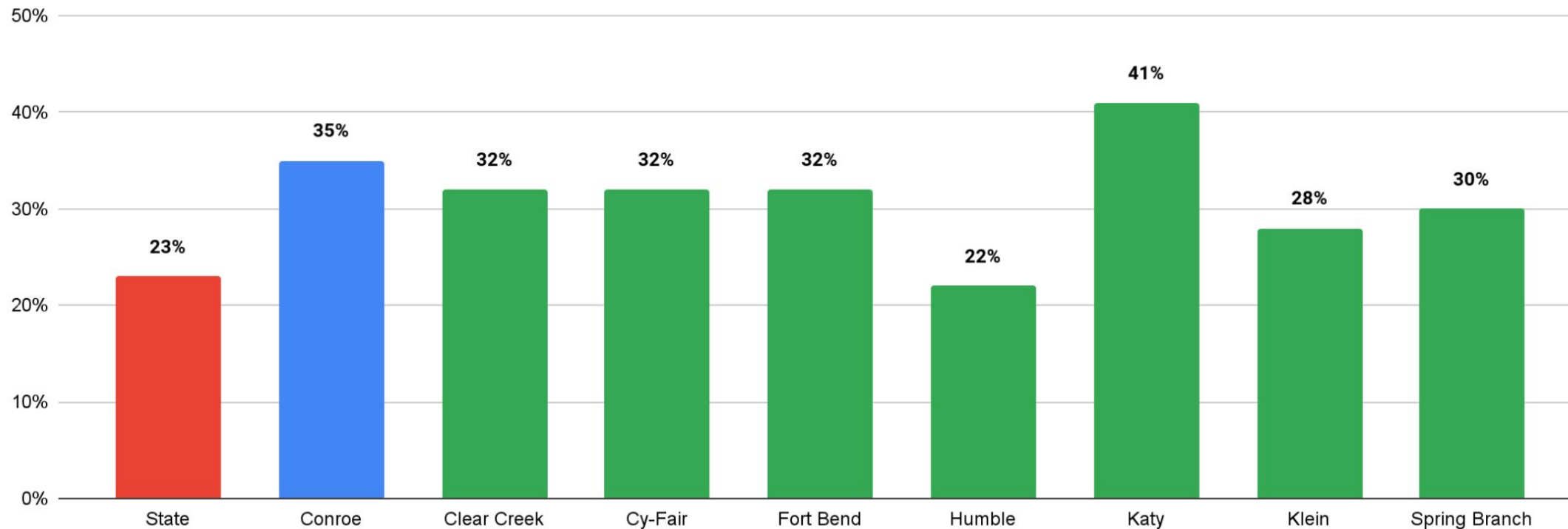
STAAR Performance at Meets



Section 1

2021-22 Texas Academic Performance Reports (TAPR)

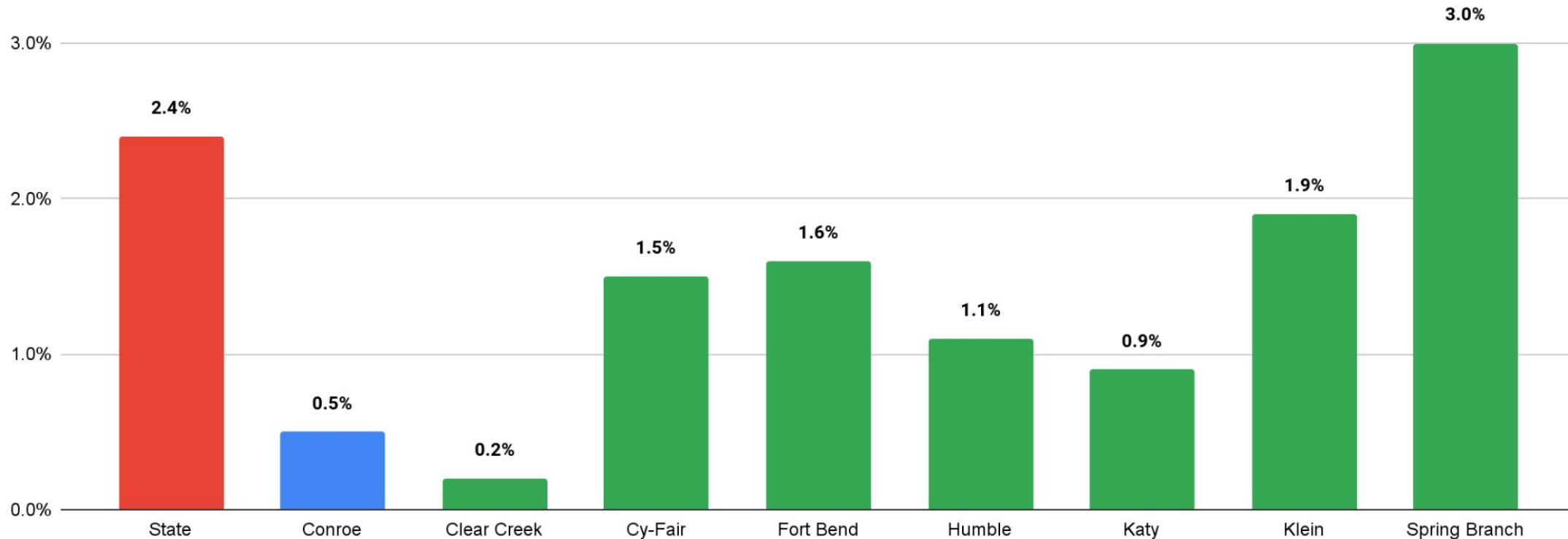
STAAR Performance at Masters



Section 1

2021-22 Texas Academic Performance Reports (TAPR)

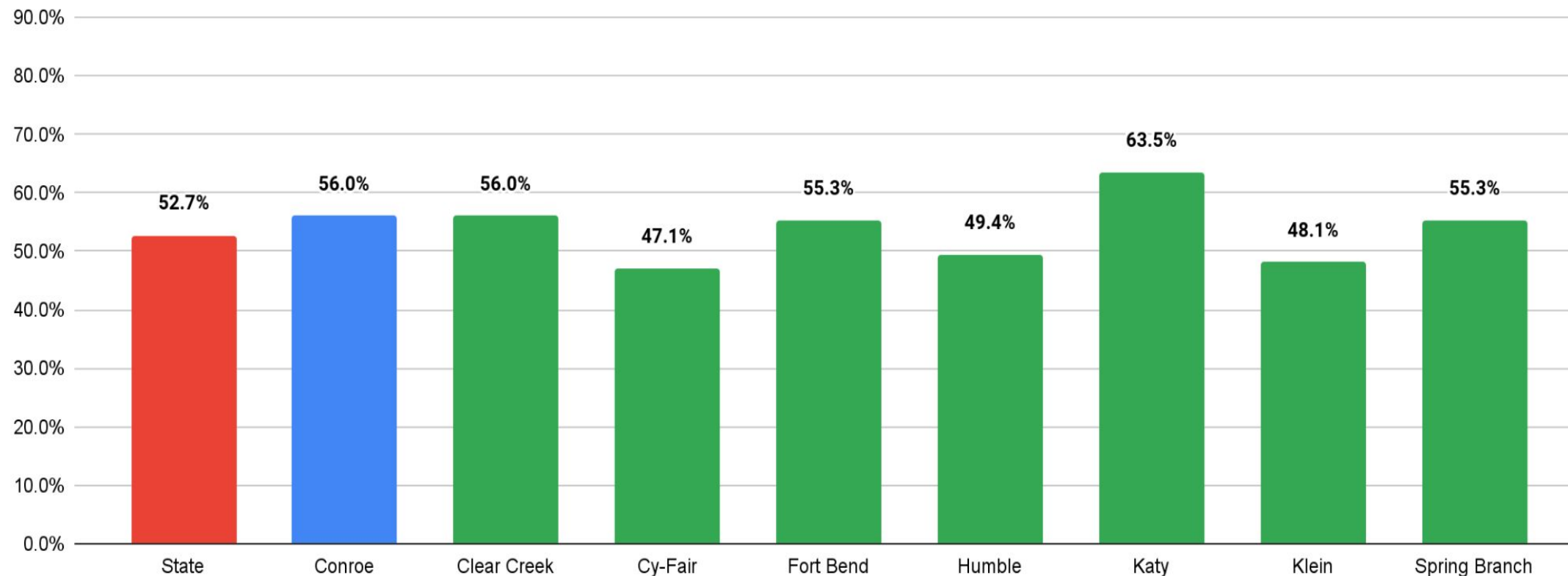
Dropout Rates (9-12 Grade)



Section 1

2021-22 Texas Academic Performance Reports (TAPR)

2020-2021 College Ready Graduates*



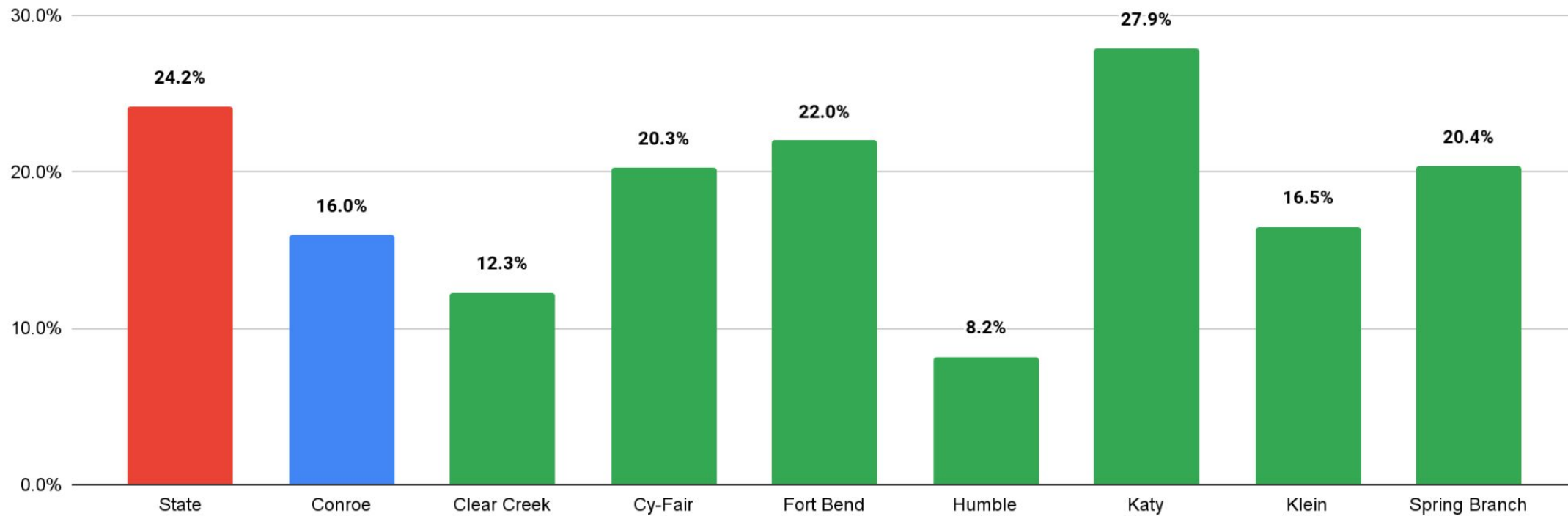
* CCMR Data in TAPR lags a school year. These are the Class of 2021 Graduates.



Section 1

2021-22 Texas Academic Performance Reports (TAPR)

2021 Career or Military Ready Graduates*



* CCMR Data in TAPR lags a school year. These are the Class of 2021 Graduates.



Section 1

2021-22 Texas Academic Performance Reports (TAPR)

2022 Student Membership

Student Membership	Percent
African American	9.1%
Hispanic	38.5%
White	43.3%
American Indian	0.4%
Asian	4.9%
Pacific Islander	0.2%
Two or More Races	3.6%
Economically Disadvantaged	40.5%
Section 504	9.4%

Student Membership	Percent
Emergent Bilingual/English Learners (EB/EL)	17.6%
Dyslexia	5.7%
Foster Care	0.2%
Homeless	0.7%
Immigrant	3.6%
Military Connected	0.6%
Special Education	9.1%
At-Risk	41.2%
Gifted and Talented	8.1%



Bilingual & ESL Highlights

Home Language Results 2022

More than 80 languages other than English are spoken in the home of CISD students according to Home Language Surveys. This is a listing of those languages in which at least 30 students reported a home language other than English.

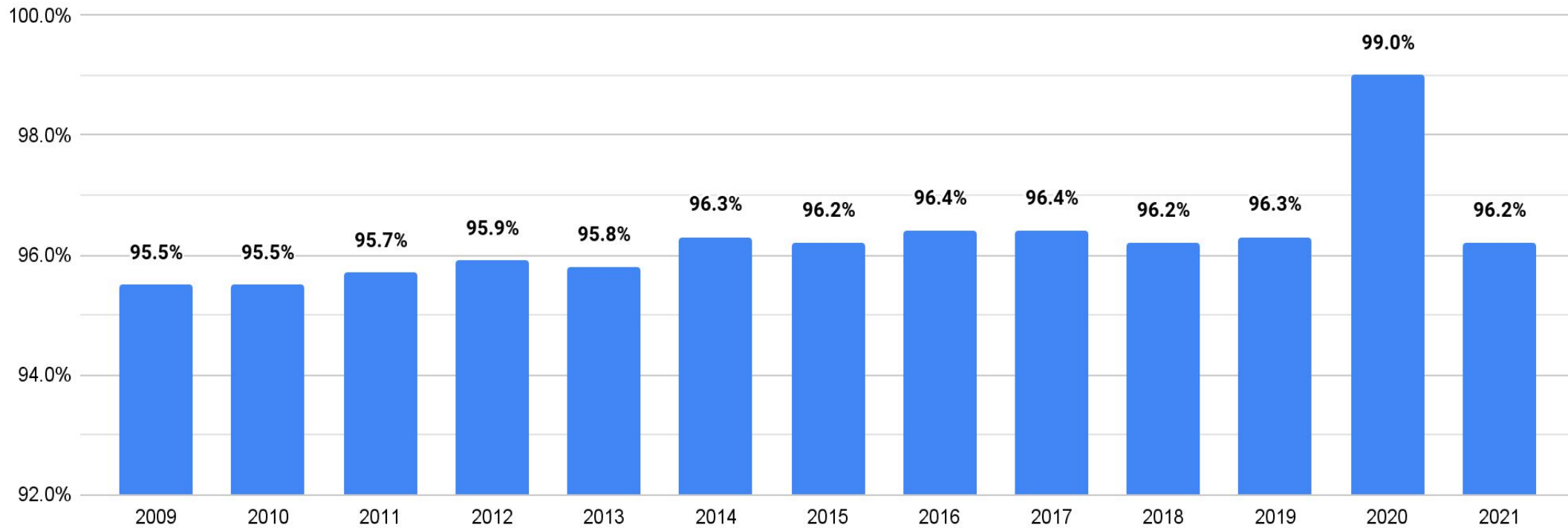
Language	Students	Language	Students	Language	Students
Arabic	227	Japanese	52	Sinhalese (Sri Lan)	38
Cambodian (Khmer)	39	Korean	52	Spanish	16,465
Cantonese (Chinese)	80	Malayalam	33	Swahili	36
Dutch/Flemish	32	Mandarin (Chin)	319	Tamil	87
Farsi (Persian)	38	Marathi	43	Telugu (Telegu)	241
French	68	Nepali	46	Turkish	44
German	35	Pilipino (Tagalog)	129	Ukrainian	30
Gujarati	48	Portuguese	236	Urdu	204
Hindi	127	Romanian	41	Vietnamese	234
Ibo/Igbo	45	Russian	232	Yoruba	61



Section 1

2021-22 Texas Academic Performance Reports (TAPR)

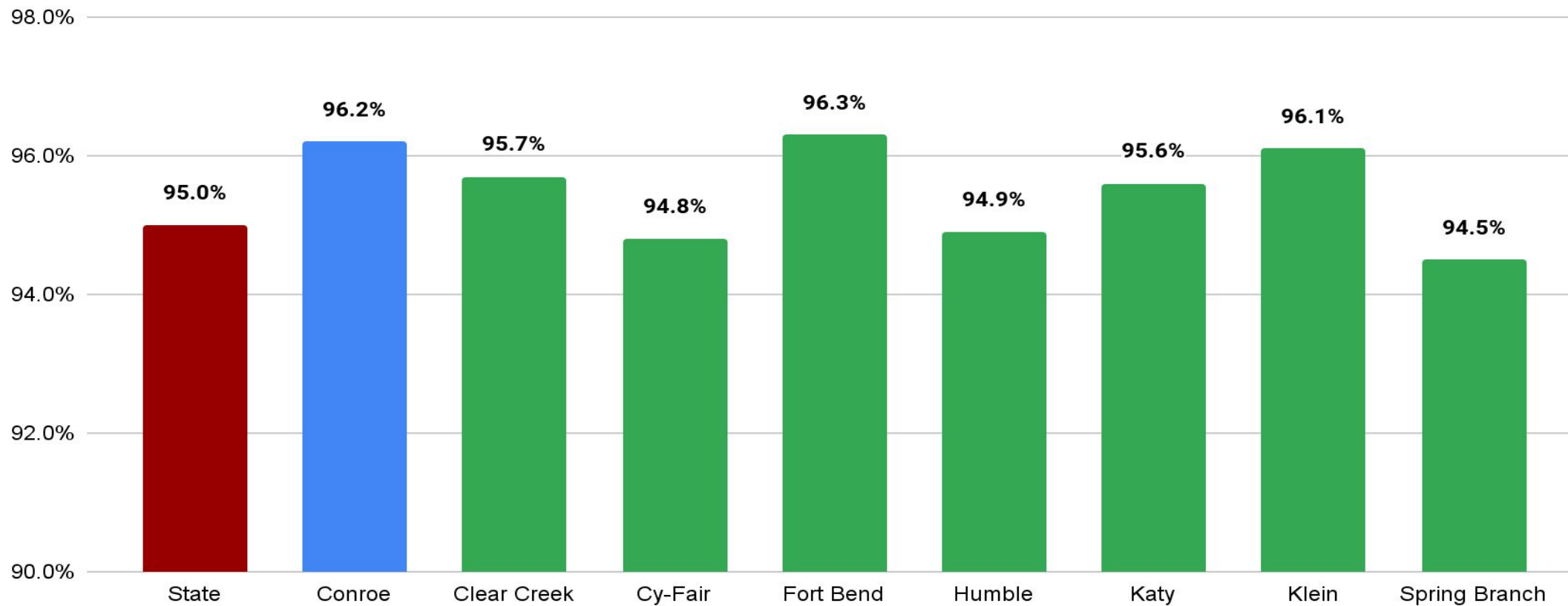
Attendance Rate–13 year trend



Section 1

2021-22 Texas Academic Performance Reports (TAPR)

2021 Attendance Rates



Section 1

2021-22 Texas Academic Performance Reports (TAPR)

2022 Accountability Distinctions—Academic Growth

- **Austin Elementary**
- **Bradley Elementary**
- **Glen Loch Elementary**
- **Hope Elementary**
- **Rice Elementary**
- **Wilkinson Elementary**
- **Collins Intermediate**
- **Vogel Intermediate**



Section 1

2021-22 Texas Academic Performance Reports (TAPR)

2022 Accountability Distinctions—Closing the Gaps

- **Anderson Elementary**
- **Bradley Elementary**
- **Buckalew Elementary**
- **Bush Elementary**
- **David Elementary**
- **Deretchin Elementary**
- **Glen Loch Elementary**
- **Snyder Elementary**
- **Suchma Elementary**
- **Tough Elementary**
- **Wilkinson Elementary**
- **Vogel Intermediate**
- **The Woodlands High School**



Section 1

2021-22 Texas Academic Performance Reports (TAPR)

2022 Accountability Distinctions—Reading & ELA

- **Anderson Elementary**
- **Austin Elementary**
- **Bradley Elementary**
- **Buckalew Elementary**
- **David Elementary**
- **Glen Loch Elementary**
- **Hailey Elementary**
- **Houston Elementary**
- **Lamar Elementary**
- **Patterson Elementary**
- **Powell Elementary**
- **Reaves Elementary**
- **Ride Elementary**
- **Runyan Elementary**
- **Collins Intermediate**
- **Mitchell Intermediate**
- **College Park High School**
- **The Woodlands High School**



Section 1

2021-22 Texas Academic Performance Reports (TAPR)

2022 Accountability Distinctions—Mathematics

- Anderson Elementary
- Armstrong Elementary
- Austin Elementary
- Buckalew Elementary
- David Elementary
- Giesinger Elementary
- Hailey Elementary
- Hope Elementary
- Houser Elementary
- Patterson Elementary
- Powell Elementary
- Reaves Elementary
- Ride Elementary
- Runyan Elementary
- Stewart Elementary
- Suchma Elementary
- Clark Intermediate
- Collins Intermediate
- Cryar Intermediate
- Mitchell Intermediate
- Vogel Intermediate
- College Park High School
- The Woodlands High School



Section 1

2021-22 Texas Academic Performance Reports (TAPR)

2022 Accountability Distinctions—Science

- **Suchma Elementary**
- **Tough Elementary**
- **Collins Intermediate**
- **Mitchell Intermediate**
- **Travis Intermediate**
- **Irons Junior High**
- **McCullough Junior High**
- **College Park High School**
- **The Woodlands High School**



Section 1

2021-22 Texas Academic Performance Reports (TAPR)

2022 Accountability Distinctions—Post-Secondary Readiness

- Anderson Elementary
- Buckalew Elementary
- Creighton Elementary
- David Elementary
- Galatas Elementary
- Glen Loch Elementary
- Hailey Elementary
- Hope Elementary
- Oak Ridge Elementary
- Reaves Elementary
- Ride Elementary
- Runyan Elementary
- Stewart Elementary
- Tough Elementary
- Clark Intermediate
- Collins Intermediate
- Cryar Intermediate
- Mitchell Intermediate
- Travis Intermediate
- Vogel Intermediate
- Wilkerson Intermediate
- Irons Junior High
- McCullough Junior High
- Peet Junior High
- The Woodlands High School



Section 1

2021-22 Texas Academic Performance Reports (TAPR)

2021-22 Staff Information

	Conroe ISD	State
Percent of Professional Staff	63.9%	64.1%
Campus Administration Staff	2.6%	2.9%
Central Administration Staff	0.5%	1.2%
Auxiliary Departments Staff	26.6%	24.8%
Average Years of Experience of Teachers	11.2	11.1
Average Years of Experience of Principals	7.6	6.3
Average Years of Teachers with District	6.8	7.2
Teacher Turnover Rate	13.9%	17.7%
Average Teacher Salary	\$62,882	\$58,887

Forbes **2022**
AMERICA'S
BEST-IN-STATE
EMPLOYERS
TEXAS
POWERED BY STATISTA



Section 1

2021-22 Texas Academic Performance Reports (TAPR)

2021-22 Counselors & Librarians

- **Full-time and Part-Time Librarians: 65**
- **Full-time and Part-Time Counselors: 174**
- **Counselor and Librarian counts for each school are available in the campus TAPR report.**



Section 2

2020-21 Actual Financial Data Reports

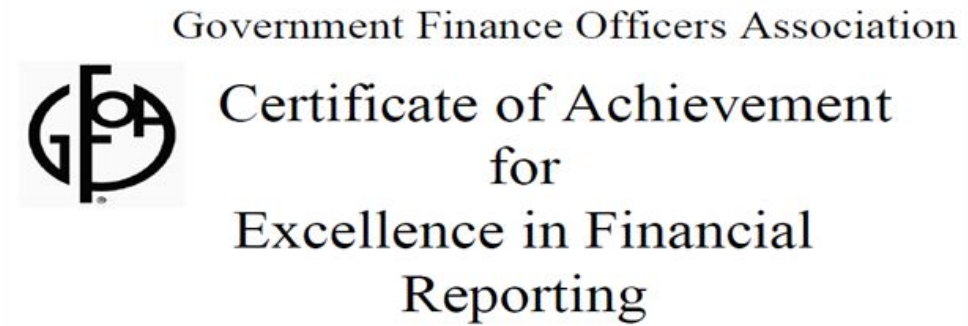
- 2020-21 Actual Financial Data (District)
 - Revenues
 - Expenditures
 - Disbursements
 - Tax Rates
 - Fund Balance
- 2020-21 Actual Financial Data (Campus)
 - Expenditures by Object
 - Expenditures by Function
 - Program Expenditures by Program



Section 2

2020-21 Actual Financial Data Reports

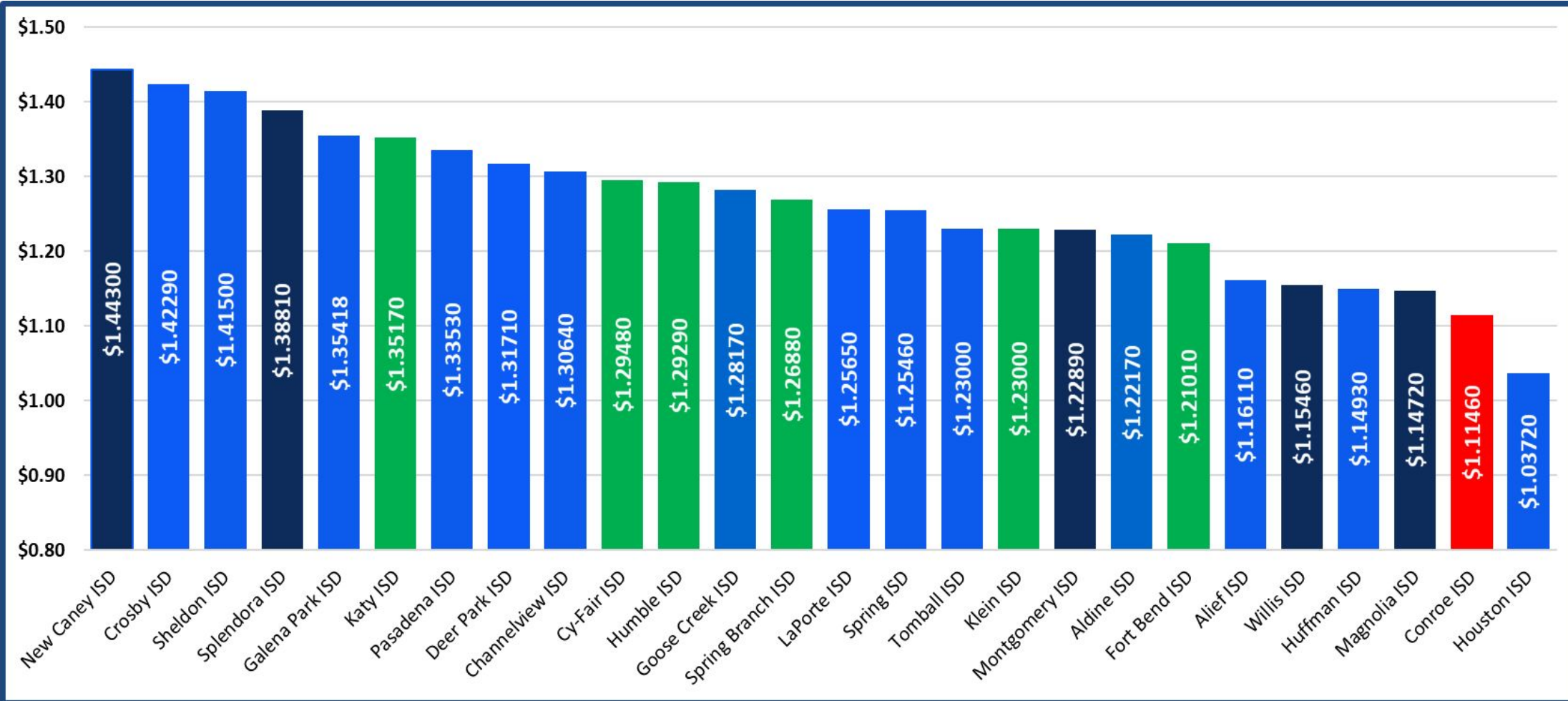
Financial Awards and Recognition



Section 2

2020-21 Actual Financial Data Reports

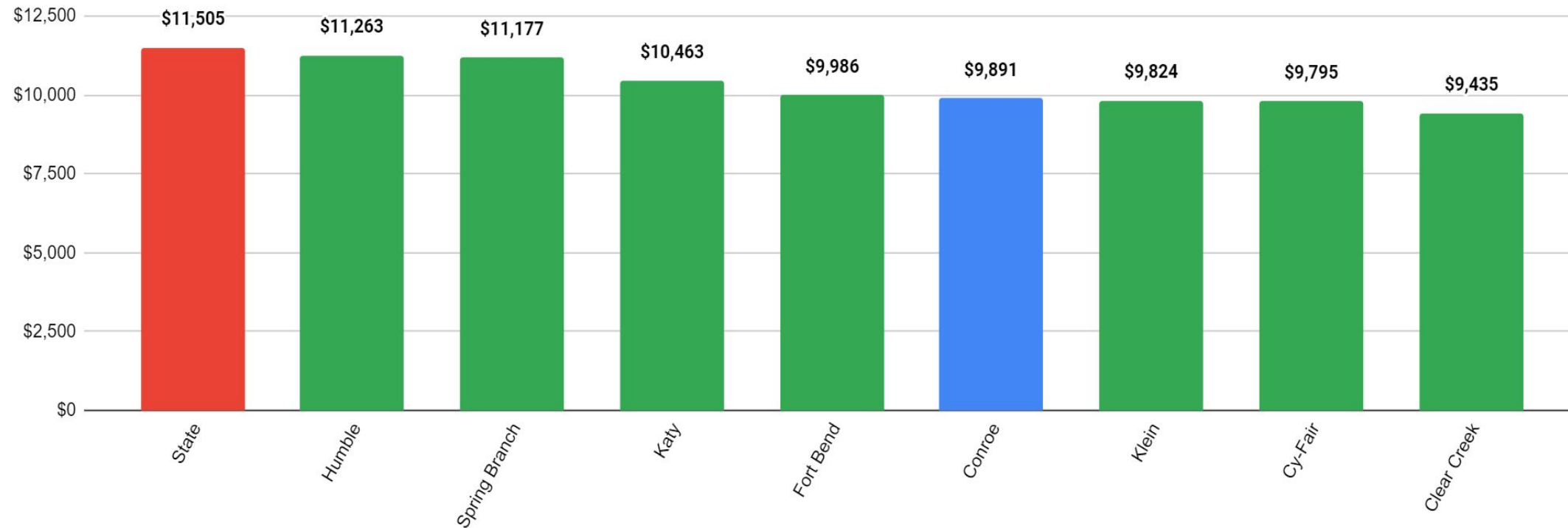
2022-2023 Houston Area Tax Rate Comparison



Section 2

2020-21 Actual Financial Data Reports

Total Operating Expenditures Expense Per Student



Section 2

2020-21 Actual Financial Data Reports

Fund Balance Information

General Fund		
21-22 Final Amended Budget	Unassigned Fund Balance @ 08/31/22	Percent
\$611,649,891	\$173,316,624	28%

Today's unassigned fund balance is \$124.5 million.



Section 2

2020-21 Actual Financial Data Reports

2020-21 Operating Expenditures By Function - All Funds

Function	CISD	State
Instruction	60.95%	57.25%
Instructional Resources & Media Services	0.99%	1.04%
Curriculum & Staff Development	2.40%	2.28%
Instructional Leadership	0.98%	1.67%
School Leadership	6.01%	5.88%
Guidance Counseling Services	4.45%	3.92%
Social Work Services	0.17%	0.32%
Health Services	1.12%	1.19%
Transportation	4.42%	2.69%
Food Services	3.20%	4.31%
Extracurricular	1.93%	2.64%
General Administration	1.50%	3.25%
Facilities Maintenance & Operations	9.19%	9.89%
Security & Monitoring Services	1.38%	1.07%
Data Processing Services	1.29%	2.05%
Community Services	0.03%	0.52%



Section 2

2020-21 Actual Financial Data Reports

2020-21 Operating Expenditures By Function Comparison

	CISD	State	Clear Creek	Cy-Fair	Fort Bend	Humble	Katy	Klein	Spring Branch
Instruction	60.95%	57.25%	61.84%	64.05%	57.20%	59.75%	63.00%	60.11%	58.12%
Instructional Resources & Media Services	0.99%	1.04%	1.10%	0.65%	1.04%	0.85%	1.08%	0.99%	0.98%
Curriculum/Staff Development	2.40%	2.28%	2.95%	2.02%	2.66%	4.28%	1.70%	2.72%	2.40%
Instructional Leadership	0.98%	1.67%	0.95%	1.07%	2.49%	1.19%	0.81%	0.95%	1.89%
School Leadership	6.01%	5.88%	5.62%	4.45%	5.90%	5.89%	5.38%	6.40%	5.34%
Guidance and Counseling Services	4.45%	3.92%	4.10%	3.91%	4.83%	5.37%	4.97%	5.59%	5.10%
Social Work Services	0.17%	0.32%	0.22%	0.11%	0.37%	0.04%	0.06%	0.11%	0.04%
Health Services	1.12%	1.19%	1.27%	1.18%	2.56%	1.22%	1.07%	1.24%	1.11%
Transportation	4.42%	2.69%	3.00%	3.50%	2.48%	2.16%	2.20%	2.49%	2.22%
Food Service	3.20%	4.31%	3.33%	4.33%	2.32%	3.05%	3.41%	4.46%	3.16%
Extracurricular	1.93%	2.64%	2.82%	1.81%	2.22%	2.38%	2.48%	2.06%	1.73%
General Administration	1.50%	3.25%	1.83%	1.49%	2.34%	2.31%	1.61%	2.07%	2.42%
Facilities Maintenance & Operations	9.19%	9.89%	7.35%	7.82%	8.89%	8.55%	9.07%	7.31%	8.35%
Security & Monitoring Services	1.38%	1.07%	1.40%	1.10%	1.61%	1.25%	1.19%	1.24%	1.44%
Data Processing Services	1.29%	2.05%	2.01%	1.85%	2.88%	1.41%	1.86%	2.04%	5.23%
Community Services	0.03%	0.52%	0.22%	0.65%	0.21%	0.27%	0.10%	0.24%	0.48%



Section 3

2021-22 District Accreditation Status

- Due to the impact of COVID, no district was assigned an accreditation status for 2021-22.
- The state recently released 2022-2023 accreditations - Conroe is accredited.



Section 4

Campus Performance Objectives

- **Campus Improvement Plans (CIP)**
 - Each campus has developed and is implementing a CIP, as required by TEC §11.253
 - Each CIP includes performance objectives (approved by the Board) that are based on data analysis and needs assessments – including data reported in annual TAPR reports
 - Each campus periodically measures progress toward its performance objectives
- **All campus improvement plans are available for review on the District website at:**
<https://www.conroeisd.net/accountability/>



Section 5

Report on Violent or Criminal Incidents

- TEC Section 39.306 requires each district to publish, as part of its Annual Report, a report on violent or criminal incidents that occur at each campus
- The report must include
 - Number, rate and type of violent or criminal incidents that occurred on each campus (to the extent permitted under FERPA)
 - Descriptions of school violence prevention and violence intervention policies and procedures used to protect students
 - Findings from evaluations (if any) conducted under the Safe and Drug-Free Schools and Communities Act



Section 5

Report on Violent or Criminal Incidents

2021-22 Criminal Incidents

- 61 reportable criminal incidents at 10 different campuses
- 55 of which were Felony Controlled Substances



Section 6

Student Performance in Postsecondary Institutions

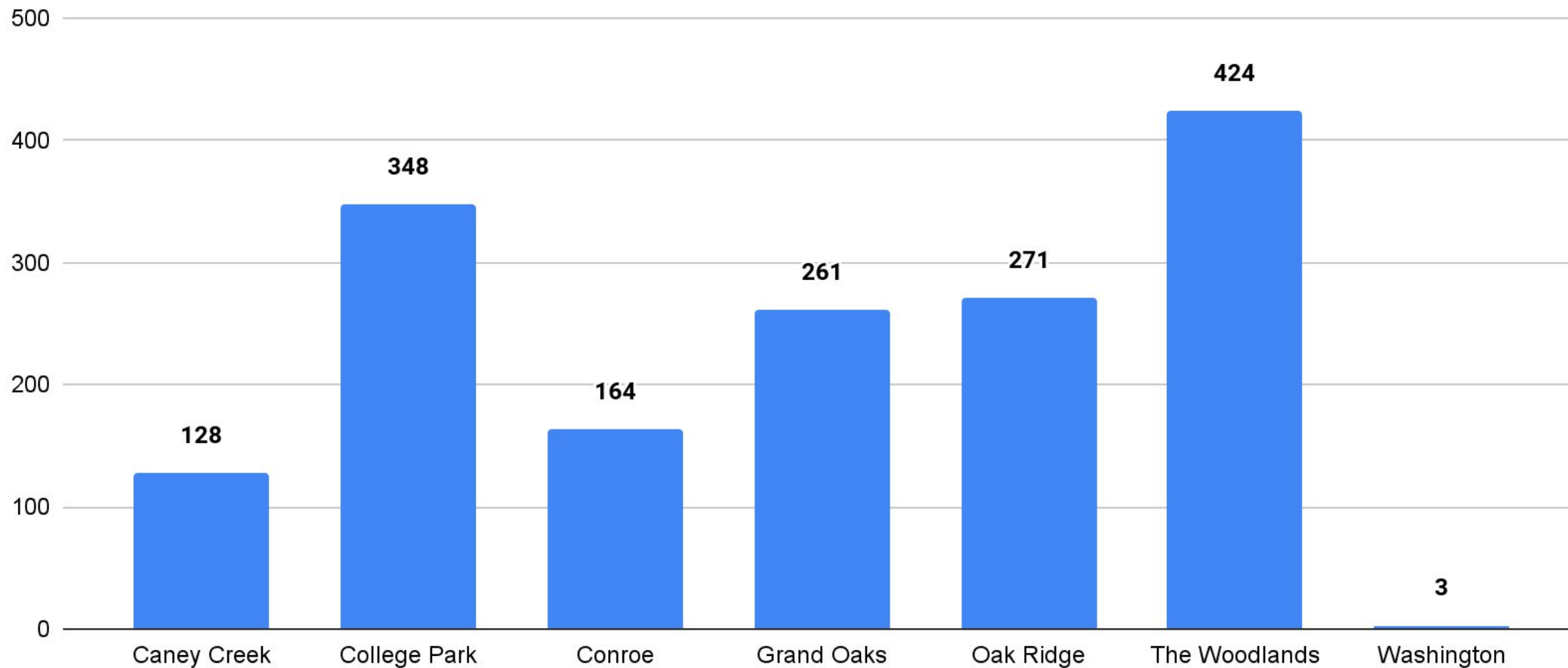
- TEC Section 39.306 requires each district to publish, as part of its Annual Report, a report on **student performance in postsecondary institutions** during the **first year enrolled after graduation from high school**
- These data are compiled by the Texas Higher Education Coordinating Board (THECB)
- The most current report is for **2018-19 High School Graduates**
 - Student performance is measured by the Grade Point Average (GPA) earned by 2018-19 high school graduates who attended public four-year and two-year institutions of higher education in fiscal year 2019
 - For each student, the grade points and college-level semester credit hours earned by the student in **Fall 2019, Spring 2020, and Summer 2020** are added together and averaged to determine the GPA



Section 6

Student Performance in Postsecondary Institutions

2021 CISD Graduates Attending Four-Year Public University and Two-Year Public College in Fall 2021



Section 6

Student Performance in Postsecondary Institutions

2021 CISD Graduates Enrolled in Texas Colleges and Universities

Institution	Students
Lone Star College-Montgomery	638
Texas A&M University	179
Sam Houston State University	142
University of Texas at Austin	97
Blinn College	104
University of Houston	46
Texas State University	95
Texas Tech University	52
Baylor University	33
University of North Texas	9
U. Of Texas at Dallas	18
Others (less than 20)	273
Not Trackable	557



Section 7

Progress of the District and Each Campus Toward Meeting Board-adopted HB 3 Goals

- **TEC Section 39.306 requires each district to include, as part of its Annual Report, the progress of the district and each campus in the district toward meeting the goals set in the district's:**
 - **early childhood literacy and mathematics proficiency plans adopted under TEC §11.185; and**
 - **CCMR plans adopted under TEC §11.186**
- **The progress made by the district and each campus as of the end of the 2021-22 school year is summarized in the HB 3 Progress Report provided to the Board.**
- **Conroe ISD presented Early Childhood literacy and mathematics plans and progress at the June 2022 Board Meeting & CCMR Plans and Progress at the November 2022 Board Meeting**



Section 7

Progress of the District and Each Campus Toward Meeting Board-adopted HB 3 Goals

Here is an example of the type of progress data that can be found in the HB 3 reports. Student progress from each measure is included from throughout the school year.

Conroe ISD, All Students Early Math Assessment					
		Goal 2 Progress Measure 2 (Kindergarten)	Goal 2 Progress Measure 3 (Grade 1)	Goal 2 Progress Measure 4 (Grade2)	
HB3 CCMR Outcome Board Goal		CCMR EWS-On Point November 2021	CCMR EWS-On Point January 2022	CCMR EWS-On Point June 2022	CCMR EWS-On Point November 2022
Results Include Data from the listed CCMR Indicators	PEIMS Data ~ TSIA ~ IBCs ~ Dual Credit ~ Associate's Degree ~ College Prep Course ~ ACT ~ SAT ~ AP				
Overall CCMR					
Current 2022 Cohort Students	69%	46.94%	50.58%	61.82%	66.6%



Section 8

TAPR Glossary

- Each year, TEA prepares and publishes a *TAPR Glossary*
- The *TAPR Glossary* provides definitions, describes methodologies, and lists sources for each data point in the TAPR
- The glossary is available in both English and Spanish



CISD Performance Report

The required documents that were used to make this presentation of the annual report are available for public view on the Conroe ISD Accountability website.

<https://www.conroeisd.net/accountability/>

