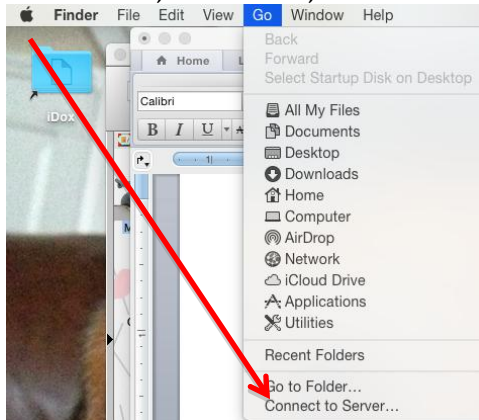


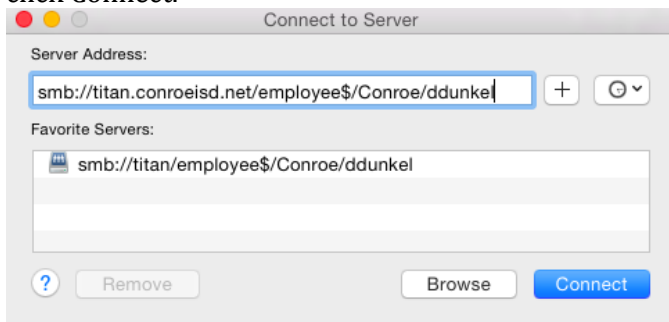
## How to Connect to Your U: Drive

You must be connected to the VPN using directions on previous pages.

From finder, Click on Go, then Connect to Server



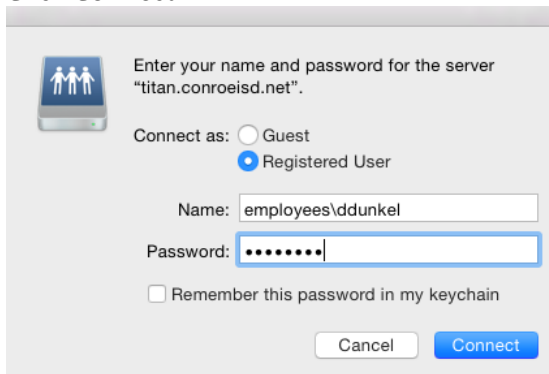
In the Server Address Field, type:  
smb://titan.conroeisd.net/employee\$/YOUR-CAMPUS-OR-DEPT-NAME/username and  
click Connect.



A new window will appear asking for your username and password. Click that you are a Registered User.

- In the Name Field, type employees\yourusername
- In the Password Field, enter your CISD Password.

Click Connect



A new Finder window should appear with your U Drive.